Zimmetry Environmental Management Corp.
PO BOX 3545, Bayamon PR 00958
Phone# 787-995-0005
www.zimmetry.com

Visual Assessment
Lead-Based Paint Inspection
Stabilization Report

1432 9th Street, Moline, IL 61265
HUD Property Case No.: 137-923953

Date of Inspection:
October 13, 2026

Property Agent:
24 Asset Management Corp.
13155 SW 42nd Street, Suite 200
Miami, FL 33175

855-414-2424 ext. 376

Property Owner:
U. S. Department of Housing and Urban Development
451 7th Street SW
Washington, DC 20410
Telephone: (202) 708-1112

Reviewed By:

Harry Peña
Project Manager

Lead Inspector:

Thomas Hills
Illinois License #1004233

Zimmetry Environmental Management Corp.
PO BOX 3545, Bayamon PR 00958
Phone# 787-995-0005
www.zimmetry.com

TABLE OF CONTENTS

I Cover Letter

II Executive Summary

III Scope of Inspection

A. Building Background
B. Preface
C. Training
D. Equipment
E. Inspection Company
F. Methods
G. Findings
H. Inaccessible Areas
I. Visual Assessment Results
J. Conclusions
K. Paint Stabilization Recommendations and Cost Estimate

IV Disclosure Responsibility and Disclaimer

V XRF Results/Notes

VI Photographs

VII Drawings/Floor Plans

VIII License/Certification

IX XRF Performance Characteristic Sheet (PCS) Sheets

X Glossary

ZIMMETRY ENVIRONMENTAL & INDUSTRIAL HYGIENE

Zimmetry Environmental Management Corp.
PO BOX 3545, Bayamon PR 00958
Phone# 787-995-0005
www.zimmetry.com

October 16, 2026

24 Asset Management Corp.
13155 SW 42nd Street, Suite 200
Miami, FL 33175
855-414-2424

Re: Lead-Based Paint Inspection Report for
Single-Family Property Located at:
1432 9th Street, Moline, IL 61265
HUD Property Case No.: 137-923953

Dear Client:

Please find enclosed the lead inspection report for the single-family home with 1 unit(s) located at 1432 9th Street, Moline, IL 61265. The survey was performed within the current acceptable industry guidelines, Housing and Urban Development (HUD) Guidelines Chapter 7 (revised 1997) and IL regulations.

Zimmetry Environmental Management Corp, Inc. (Zimmetry) conducted the lead paint inspection at the above-referenced site on October 13, 2026. The property is a single-family home.

Zimmetry used a Viken Heuresis (XRF) lead paint analyzer to sample paint for lead. XRF instrument serial #1141 was used on this job.

Licensed IL State Lead Inspector/Risk Assessor Thomas Hills (License No. IL. #1004233, expiration date 01/31/2027) performed the inspection.

During the Visual Assessment of the property, it was observed that deteriorated paint was present. Based on the Visual Assessment, a Lead-Based Paint Inspection was performed. According to the XRF readings, it has been determined that there was lead-based paint at concentrations at or above 1.0 mg/cm2. Therefore, a stabilization plan with a cost estimate is included in this report.

If you have any questions or concerns regarding this report, please feel free to contact us at 814-243-1927.

Sincerely,

Harry Peña
Project Manager

Zimmetry Environmental Management Corp.
PO BOX 3545, Bayamon PR 00958
Phone# 787-995-0005
www.zimmetry.com

II Executive Summary

Zimmetry was authorized by 24 Asset Management, the property manager for HUD, to perform a lead-based paint (LBP) inspection of a single-family home located at 1432 9th Street, Moline, IL 61265. This property is owned by the U.S. Department of Housing and Urban Development (HUD), 451 7th St. SW, Washington, DC 20410. Zimmetry or its authorized licensed subcontractor tested all painted and/or finished components according to the specifications described in the protocols for Lead Based Paint testing in the Housing and Urban Development (HUD) Guidelines Chapter 7 (revised 1997) and all applicable Federal, State, and Local regulations.

Zimmetry's scope of services involved XRF testing as well as a surface-by-surface visual inspection of all painted surfaces throughout the entire property to determine which lead-based paint surfaces/components are deteriorated (above de minimis level). All accessible, painted or coated building components (that potentially contain lead-based paint) were tested utilizing X-Ray Fluorescence (XRF) Analysis. The data collected is in Appendix V. Wall "A" in each room is the wall where the front entrance door opening is located (or aligned with the street). Going clockwise and facing wall "A", wall "B" will always be to your right, Wall "C" directly to the rear and wall "D" to the left. Doors, windows and closets are designated as left, center or right depending on their location on the wall.

Zimmetry tested a total of **three hundred and thirty-two (332) surfaces via XRF analysis with six (6) calibrations. One hundred and twenty-three (123) were found to contain lead at levels greater than or equal to the regulatory level of 1.0 mg/cm2**. These surfaces are identified in Section III: G. This report represents all field data, observations and findings related to the lead inspection performed in the above-referenced property. The results, assessments and findings stated in this report are representative of the conditions observed in this property at the time of the inspection.

Lead inspections determine the presence of lead in paint and other possible lead-based and contaminated areas. This inspection measures lead in both deteriorated and intact paint surfaces. The procedure involved taking readings from representative surfaces throughout the testing area or room. The most common primary analytical method for detecting lead in paint is X-Ray Fluorescence (XRF). The XRF instrument is used because of its demonstrated abilities to accurately determine the amount of lead that is present without disturbing the painted surfaces as well as its high speed and relatively low cost per sample.

ZIMMETRY ENVIRONMENTAL & INDUSTRIAL HYGIENE

Zimmetry Environmental Management Corp.
PO BOX 3545, Bayamon PR 00958
Phone# 787-995-0005
www.zimmetry.com

III Scope of Inspection

A. Building Background

The property located at 1432 9th Street, Moline, IL 61265 is a single-family home (1 unit), built in **1901**. No written permission was required to access the property as the property was vacant at the time of the inspection. Zimmetry was not provided with any evidence of past, current, or planned renovations or repainting regarding the property. Zimmetry was not provided with any existing lead testing and/or inspection reports or previous lead hazards assessment reports regarding the property. No evidence of lead poisoning in the property was provided to Zimmetry from the management agent.

B. Preface

Zimmetry was authorized by 24 Asset Management to perform lead-based paint testing of the above referenced single family home to determine the possible presence, condition, location and amount of lead paint. The testing was conducted on October 13, 2026, from 9:00 am to 1:00 pm.

C. Training

All inspectors utilized by Zimmetry have EPA/State licensure and are licensed Lead Risk Assessors, or Inspectors who have passed the "HUD Visual Assessment Course". All technicians utilized by Zimmetry have also been trained in the use, calibration and maintenance of the X-Ray Fluorescence (XRF) equipment they currently use, along with necessary principles of Radiation Safety.

D. Equipment

A Viken Heuresis X-Ray Fluorescence (XRF) lead paint analyzer, serial #1141 was used on this job.

E. Inspection Company

The inspection was performed by an inspector employed by Zimmetry Environmental Management Corporation, Inc. (Zimmetry), Inc., PO Box 3545, Bayamon, PR 00958 telephone number (787) 995-0005.

F. Methods

The calibration of the type of X-Ray Fluorescence (XRF) is done in accordance with the Performance Characteristic Sheet (PCS) for this instrument. These XRF instruments are calibrated using a calibration standard block of known lead content. Three calibration readings are taken before and after each property is tested to insure manufacturer's standards are met. If the inspection is longer than four hours, a set of three calibration readings must be taken before the four hours

Zimmetry Environmental Management Corp.
PO BOX 3545, Bayamon PR 00958
Phone# 787-995-0005
www.zimmetry.com

expires, and then an additional three calibration readings taken at the end of the inspection. If for any reason the instrument is not maintaining a consistent calibration reading within the manufacturer's standards for performance on the calibration block supplied by the manufacturer, manufacturer's recommendations are used to bring the instrument into calibration. If the instrument cannot be brought back into calibration, it is taken off the site and sent back to the manufacturer for repair and/or re-calibration.

G. Findings

Property Address: **1432 9th Street, Moline, IL 61265**

This property is a single-family home with 1 unit, so no extrapolations were required because Chapter 7 Single Family Testing Rules were followed.

Zimmetry tested a total of **three hundred and thirty-two (332) surfaces via XRF analysis with six (6) calibrations. One hundred and twenty-three (123) were found to contain lead at levels greater than or equal to 1.0 mg/cm2 in paint in the surfaces tested**:

Interior Components

Reading #	Mg/cm2	COMPONENT	SUBSTRATE	SIDE	COLOR	FLOOR	ROOM
99	39	TRIM	WOOD	A	WHITE	FIRST	ROOM 1
100	39	TRIM	WOOD	B	WHITE	FIRST	ROOM 1
101	38	TRIM	WOOD	C	WHITE	FIRST	ROOM 1
102	40	TRIM	WOOD	D	WHITE	FIRST	ROOM 1
103	2.7	WINDOW CASE	WOOD	A	BEIGE	FIRST	ROOM 1
104	3	WINDOW SILL	WOOD	A	BEIGE	FIRST	ROOM 1
105	7.2	WINDOW CASE	WOOD	C	BEIGE	FIRST	ROOM 1
106	38	WINDOW SASH	WOOD	C	BEIGE	FIRST	ROOM 1
107	35	WINDOW SILL	WOOD	C	BEIGE	FIRST	ROOM 1
112	35	DOOR CASE	WOOD	C	BEIGE	FIRST	ROOM 1
113	40	DOOR JAMB	WOOD	C	BEIGE	FIRST	ROOM 1
114	20.7	THRESHOLD	WOOD	C	GRAY	FIRST	ROOM 1
115	2.6	FLOOR	WOOD	A	GRAY	FIRST	ROOM 1
116	2.6	BASEBOARD	WOOD	A	GRAY	FIRST	ROOM 1
117	2.7	WALL	PLASTER	A	BEIGE	FIRST	ROOM 2
118	2.9	WALL	PLASTER	B	BEIGE	FIRST	ROOM 2
119	3.9	WALL	PLASTER	C	BEIGE	FIRST	ROOM 2
121	5.7	CEILING	PLASTER	A	WHITE	FIRST	ROOM 2

ZIMMETRY ENVIRONMENTAL & INDUSTRIAL HYGIENE

Zimmetry Environmental Management Corp.
PO BOX 3545, Bayamon PR 00958
Phone# 787-995-0005
www.zimmetry.com

131	1	BASEBOARD	WOOD	A	BROWN	FIRST	ROOM 2
139	1.4	WINDOW SASH	WOOD	B	WHITE	FIRST	ROOM 3
148	3.5	WALL	PLASTER	A	WHITE	FIRST	ROOM 4
155	2	WINDOW SASH	WOOD	C	WHITE	FIRST	ROOM 4
160	5.2	BASEBOARD	WOOD	A	WHITE	FIRST	ROOM 4
167	1	WINDOW SASH	WOOD	B	WHITE	FIRST	ROOM 5
173	6.8	WALL	PLASTER	A	BEIGE	FIRST	ROOM 6
174	8.8	WALL	PLASTER	B	BEIGE	FIRST	ROOM 6
175	23.1	WALL	PLASTER	C	BEIGE	FIRST	ROOM 6
176	21.2	WALL	PLASTER	D	BEIGE	FIRST	ROOM 6
177	4.6	CEILING	PLASTER	A	WHITE	FIRST	ROOM 6
180	1.2	WINDOW SASH	WOOD	C	BROWN	FIRST	ROOM 6
191	4.7	CEILING	PLASTER	A	WHITE	FIRST	ROOM 7
198	1.9	WALL	PLASTER	B	BEIGE	SECOND	ROOM 8
199	2.7	WALL	PLASTER	C	BEIGE	SECOND	ROOM 8
200	4	WALL	PLASTER	D	BEIGE	SECOND	ROOM 8
231	5	CLOSET WALL	PLASTER	C	WHITE	SECOND	ROOM 9
253	1.9	CEILING	PLASTER	A	WHITE	SECOND	ROOM 11
260	6.2	CLOSET WALL	PLASTER	B	WHITE	SECOND	ROOM 11
270	24.3	TRIM	WOOD	A	YELLOW	THIRD	ROOM 12
271	11	FLOOR	WOOD	A	GRAY	THIRD	ROOM 12
272	9.9	TREAD	WOOD	A	GRAY	THIRD	ROOM 12
273	12.6	RISER	WOOD	A	GRAY	THIRD	ROOM 12
274	19.4	STRINGER	WOOD	A	GRAY	THIRD	ROOM 12
275	14.7	BASEBOARD	WOOD	A	GRAY	THIRD	ROOM 12
277	35	WALL	PLASTER	A	GREEN	BASEMENT	ROOM 13
278	9.2	WALL	PLASTER	B	GREEN	BASEMENT	ROOM 13
279	23.9	WALL	PLASTER	C	GREEN	BASEMENT	ROOM 13
280	25	WALL	PLASTER	D	GREEN	BASEMENT	ROOM 13
281	27.4	CEILING	PLASTER	A	WHITE	BASEMENT	ROOM 13
282	33	DOOR	WOOD	B	WHITE	BASEMENT	ROOM 13
283	24.6	DOOR CASE	WOOD	B	WHITE	BASEMENT	ROOM 13
284	25	DOOR JAMB	WOOD	B	WHITE	BASEMENT	ROOM 13
285	27	WALL	WOOD	B	WHITE	BASEMENT	ROOM 13
286	27.6	WALL	WOOD	B	WHITE	BASEMENT	ROOM 13
287	14.9	STRINGER	WOOD	C	WHITE	BASEMENT	ROOM 13
289	26.5	CEILING	WOOD	A	WHITE	BASEMENT	ROOM 13
290	31	TRIM	WOOD	D	WHITE	BASEMENT	ROOM 13
291	30	BASEBOARD	WOOD	A	WHITE	BASEMENT	ROOM 13
292	11.3	TREAD	WOOD	B	GRAY	BASEMENT	ROOM 13

Zimmetry Environmental Management Corp.
PO BOX 3545, Bayamon PR 00958
Phone# 787-995-0005
www.zimmetry.com

293	10.9	WINDOW CASE	WOOD	B	BROWN	BASEMENT	ROOM 14
294	11	WINDOW SASH	WOOD	B	BROWN	BASEMENT	ROOM 14
295	11	WINDOW SILL	WOOD	B	BROWN	BASEMENT	ROOM 14
301	13.6	WINDOW CASE	WOOD	D	BROWN	BASEMENT	ROOM 14
302	13.5	WINDOW SASH	WOOD	D	BROWN	BASEMENT	ROOM 14
303	13.5	WINDOW SILL	WOOD	D	BROWN	BASEMENT	ROOM 14
313	32	WINDOW CASE	WOOD	B	BEIGE	BASEMENT	ROOM 15
314	27.2	WINDOW SASH	WOOD	B	BEIGE	BASEMENT	ROOM 15
315	27	WINDOW SILL	WOOD	B	BEIGE	BASEMENT	ROOM 15
316	16.7	DOOR CASE	WOOD	D	WHITE	BASEMENT	ROOM 15
317	18.1	DOOR JAMB	WOOD	D	WHITE	BASEMENT	ROOM 15
323	1.8	WINDOW SASH	WOOD	D	BEIGE	BASEMENT	ROOM 16
327	10.8	DOOR CASE	WOOD	A	BEIGE	BASEMENT	ROOM 16
328	16.3	DOOR JAMB	WOOD	A	BEIGE	BASEMENT	ROOM 16

Exterior Components

Reading #	Mg/cm2	COMPONENT	SUBSTRATE	SIDE	COLOR	FLOOR	ROOM
8	21.1	SOFFIT	WOOD	A	BROWN	FIRST	EXTERIOR
9	20.7	SOFFIT	WOOD	B	BROWN	FIRST	EXTERIOR
10	20.8	SOFFIT	WOOD	C	BROWN	FIRST	EXTERIOR
11	20.7	SOFFIT	WOOD	D	BROWN	FIRST	EXTERIOR
12	6.9	WINDOW CASE	WOOD	B	BEIGE	FIRST	EXTERIOR
13	4.7	WINDOW SASH	WOOD	B	BEIGE	FIRST	EXTERIOR
14	4.3	WINDOW SILL	WOOD	B	BEIGE	FIRST	EXTERIOR
15	7.3	WINDOW CASE	WOOD	C	BEIGE	FIRST	EXTERIOR
16	7.2	WINDOW SASH	WOOD	C	BEIGE	FIRST	EXTERIOR
17	6.3	WINDOW SILL	WOOD	C	BEIGE	FIRST	EXTERIOR
18	8.3	WINDOW CASE	WOOD	D	BEIGE	FIRST	EXTERIOR
19	7.3	WINDOW SASH	WOOD	D	BEIGE	FIRST	EXTERIOR
20	7.3	WINDOW SILL	WOOD	D	BEIGE	FIRST	EXTERIOR
24	28.7	DOOR	WOOD	B	WHITE	FIRST	EXTERIOR
25	29.7	DOOR CASE	WOOD	B	WHITE	FIRST	EXTERIOR
26	28.6	DOOR JAMB	WOOD	B	WHITE	FIRST	EXTERIOR
27	9.6	THRESHOLD	WOOD	B	WHITE	FIRST	EXTERIOR
29	36	WINDOW SASH	WOOD	B	BROWN	BASEMENT	EXTERIOR
30	13.2	WINDOW SILL	WOOD	B	BROWN	BASEMENT	EXTERIOR
31	25.3	WINDOW CASE	WOOD	B	BROWN	BASEMENT	EXTERIOR

Zimmetry Environmental Management Corp.
PO BOX 3545, Bayamon PR 00958
Phone# 787-995-0005
www.zimmetry.com

32	15.4	STORM WINDOW	WOOD	B	WHITE	BASEMENT	EXTERIOR
33	12.1	WINDOW CASE	WOOD	D	BROWN	BASEMENT	EXTERIOR
34	14	WINDOW SASH	WOOD	D	BROWN	BASEMENT	EXTERIOR
35	11.4	WINDOW SILL	WOOD	D	BROWN	BASEMENT	EXTERIOR
36	38	WALL	WOOD	D	BEIGE	FIRST	EXTERIOR
38	22.1	TRIM	WOOD	B	BROWN	FIRST	EXTERIOR
39	43	TRIM	WOOD	D	BROWN	FIRST	EXTERIOR
56	25.6	WALL	WOOD	A	BEIGE	FIRST	GARAGE
57	24.2	WALL	WOOD	B	BEIGE	FIRST	GARAGE
58	24.5	WALL	WOOD	C	BEIGE	FIRST	GARAGE
59	27.2	WALL	WOOD	D	BEIGE	FIRST	GARAGE
60	25.1	SOFFIT	WOOD	A	BROWN	FIRST	GARAGE
61	24.2	SOFFIT	WOOD	B	BROWN	FIRST	GARAGE
62	17.5	SOFFIT	WOOD	C	BROWN	FIRST	GARAGE
63	17.5	SOFFIT	WOOD	D	BROWN	FIRST	GARAGE
64	29	WINDOW CASE	WOOD	A	BROWN	FIRST	GARAGE
65	15.7	WINDOW SASH	WOOD	A	BROWN	FIRST	GARAGE
66	3.1	WINDOW SILL	WOOD	A	BROWN	FIRST	GARAGE
67	27.3	WINDOW CASE	WOOD	B	BROWN	FIRST	GARAGE
68	21.6	WINDOW SASH	WOOD	B	BROWN	FIRST	GARAGE
69	29	WINDOW SILL	WOOD	B	BROWN	FIRST	GARAGE
75	26.1	TRIM	WOOD	A	BEIGE	FIRST	GARAGE
76	18	TRIM	WOOD	B	BEIGE	FIRST	GARAGE
77	24.9	TRIM	WOOD	C	BEIGE	FIRST	GARAGE
78	21.9	TRIM	WOOD	D	BEIGE	FIRST	GARAGE
79	2.2	GUTTER	METAL	A	BEIGE	FIRST	GARAGE
80	2.1	GUTTER	METAL	A	BEIGE	FIRST	GARAGE
81	1.8	DOWN SPOUT	METAL	A	BEIGE	FIRST	GARAGE
82	1.7	DOWN SPOUT	METAL	C	BEIGE	FIRST	GARAGE
83	13.7	WINDOW SASH	WOOD	A	BROWN	FIRST	GARAGE INTERIOR
84	23.1	WINDOW SASH	WOOD	B	BROWN	FIRST	GARAGE INTERIOR

H. Inaccessible Areas

Inaccessible Areas:

Zimmetry Environmental Management Corp.
PO BOX 3545, Bayamon PR 00958
Phone# 787-995-0005
www.zimmetry.com

The following areas were inaccessible at the time of inspection and should be assumed positive for the purposes of this report: None

I. Visual Assessment Results

The visual assessment identified the following:

Item	Identified Yes/No
Deteriorating painted surfaces	Yes
Painted surfaces that are chewable, impact joints or subject to friction	Yes
Bare soil surface (soil surface that is not covered by pavement or sod or landscaping)	Yes
Excessive accumulation of dust on most interior surfaces	No

J. Conclusions

The above-listed components were determined to be positive for lead paint, as defined by Environmental Protection Agency/Department of Housing and Urban Development (EPA/HUD) as containing lead-in concentrations greater than or equal to 1.0 mg/cm2.

When evaluating this report, it is assumed that according to Chapter 7 HUD guidelines, if one testing combination (i.e. window, door) is positive for lead in an interior or exterior room equivalent, then all other similar testing combinations in those areas are assumed to be positive. The same is true for negative readings. All inaccessible areas are assumed to be positive, even though they were not able to be tested. Inaccessible areas are noted in Section V – XRF Results.

Given that the lead evaluation results indicate the presence of lead-based paint, the prospective owner may wish to obtain, at *the prospective owner's expense*, additional services of a lead-based paint inspector or risk assessor, certified for the State in which the property is located, to help understand the positive results. This person would review this report and might make additional recommendations about lead hazard control actions. Interpretations and possible actions may vary when only a few readings indicate the presence of lead-based paint.
If there were a small number of results with positive lead-based paint, the prospective owner may need to obtain additional services from a lead-based paint

Zimmetry Environmental Management Corp.
PO BOX 3545, Bayamon PR 00958
Phone# 787-995-0005
www.zimmetry.com

inspector or risk assessor to help explain how to address the limited number of positive findings in developing the paint stabilization plan that would result in the reduction of risk.

This inspection was done in accordance with Lead Safe Housing Rule 24 CFR Part 35 subpart F as amended June 21, 2004. The sample results are presented in Appendix V.

The surface conditions ranged from intact to poor at the time of the inspection. In compliance with "HUD's Final Rule", you will need to reduce potential hazards by stabilizing all deteriorated lead-based paint in housing built before 1978, unless the property is exempt. Upon completion of paint stabilization activities, HUD requires a clearance examination to determine that the paint stabilization efforts were performed adequately. Paint stabilization means to repair any defect in the substrate, or any defect in a building component, that is causing the paint deterioration, to remove all loose paint and other loose material from the surface to be treated using lead-safe work practices, and to apply a new protective coating of paint.

The Final Rule specifies who can perform paint stabilization of deteriorated surfaces. The repair contractor must either be supervised by a certified lead paint abatement supervisor, or successfully complete one of several courses approved by HUD. A list of contractors who are under the supervision of a certified lead paint abatement supervisor can be located from the State or EPA Lead Control Office. Contractors who are also able to perform the work must be able to document that they have successfully completed a qualifying course. Examples of such courses follow:

1. An accredited lead abatement supervisor course.
2. An accredited lead-based paint worker course
3. "The Lead-Based Paint Maintenance Training Program" developed by the National Environmental Training Association for EPA and HUD.
4. "The Remodeler's and Renovator's Lead-Based Paint Training Program" prepared by HUD and the National Association of the Remodeling Industry (NARI).
5. Any course approved by HUD after consultation with EPA for this purpose.

The management company will determine, with HUD, whether lead hazard reduction will be performed at the property.

A Clearance Examination will include a visual evaluation of all surfaces that were determined to be defective during the initial inspection, and collection of dust

Zimmetry Environmental Management Corp.
PO BOX 3545, Bayamon PR 00958
Phone# 787-995-0005
www.zimmetry.com

samples. It should be determined that the deteriorated paint surfaces have been eliminated and that no settled dust lead hazards exist in the dwelling or unit. The clearance report must be signed by a certified/licensed Lead Inspector/Risk Assessor.

Clearance testing will be performed on the homes that were determined to have deteriorated lead-based paint above the de minimis levels (2 square feet or 10% of a component with a small surface area, such as interior window sills, baseboards and trim, or 20 square feet on exterior surfaces), as per the attached Scope of Work.

However, some painted surfaces may contain levels of lead below 1.0 mg/cm2, which could create lead dust or lead-contaminated soil hazards if the paint is turned into dust by abrasion, scraping, or sanding. If conditions of intact paint surfaces become destabilized, these conditions will need to be addressed in the future. If any construction or modernization work is done on the premises, this report should be given to the contractors as well as the tenants.

Zimmetry Environmental Management Corp.
PO BOX 3545, Bayamon PR 00958
Phone# 787-995-0005
www.zimmetry.com

K. Paint Stabilization Recommendations and Cost Estimates

Property Address: **1432 9th Street, Moline, IL 61265**

The following LBP stabilization recommendations are based on U.S. Department of Housing and Urban Development (HUD) guidelines for the Evaluation and Control of LBP Hazards in Housing with the 1997 revisions, and all State and Local regulations.

According to Chapter 7 HUD guidelines, if one testing combination (i.e. window, door) is positive for lead in an interior or exterior room equivalent, then all other similar testing combinations in those areas are also assumed to be positive for lead. Likewise, the same is true for negative readings.

Recommendations

Zimmetry recommends stabilizing (using interim control paint stabilization techniques identified for HUD-owned single family dwellings in 24 CFR Part 35 as amended June 21, 2004) the following components utilizing "Lead Safe Work Practices" as outlined in The Lead Safe Housing 24 CFR Part 35 as amended June 21, 2004:

Interior Components

Reading #	Mg/cm2	COMPONENT	SUBSTRATE	SIDE	COLOR	FLOOR	ROOM
103	2.7	WINDOW CASE	WOOD	A	BEIGE	FIRST	ROOM 1
104	3	WINDOW SILL	WOOD	A	BEIGE	FIRST	ROOM 1
105	7.2	WINDOW CASE	WOOD	C	BEIGE	FIRST	ROOM 1
106	38	WINDOW SASH	WOOD	C	BEIGE	FIRST	ROOM 1
107	35	WINDOW SILL	WOOD	C	BEIGE	FIRST	ROOM 1
115	2.6	FLOOR	WOOD	A	GRAY	FIRST	ROOM 1
116	2.6	BASEBOARD	WOOD	A	GRAY	FIRST	ROOM 1
155	2	WINDOW SASH	WOOD	C	WHITE	FIRST	ROOM 4
270	24.3	TRIM	WOOD	A	YELLOW	THIRD	ROOM 12
271	11	FLOOR	WOOD	A	GRAY	THIRD	ROOM 12
272	9.9	TREAD	WOOD	A	GRAY	THIRD	ROOM 12
273	12.6	RISER	WOOD	A	GRAY	THIRD	ROOM 12
274	19.4	STRINGER	WOOD	A	GRAY	THIRD	ROOM 12
275	14.7	BASEBOARD	WOOD	A	GRAY	THIRD	ROOM 12
277	35	WALL	PLASTER	A	GREEN	BASEMENT	ROOM 13
278	9.2	WALL	PLASTER	B	GREEN	BASEMENT	ROOM 13

Zimmetry Environmental Management Corp.
PO BOX 3545, Bayamon PR 00958
Phone# 787-995-0005
www.zimmetry.com

279	23.9	WALL	PLASTER	C	GREEN	BASEMENT	ROOM 13
280	25	WALL	PLASTER	D	GREEN	BASEMENT	ROOM 13
281	27.4	CEILING	PLASTER	A	WHITE	BASEMENT	ROOM 13
282	33	DOOR	WOOD	B	WHITE	BASEMENT	ROOM 13
283	24.6	DOOR CASE	WOOD	B	WHITE	BASEMENT	ROOM 13
284	25	DOOR JAMB	WOOD	B	WHITE	BASEMENT	ROOM 13
285	27	WALL	WOOD	B	WHITE	BASEMENT	ROOM 13
286	27.6	WALL	WOOD	B	WHITE	BASEMENT	ROOM 13
287	14.9	STRINGER	WOOD	C	WHITE	BASEMENT	ROOM 13
289	26.5	CEILING	WOOD	A	WHITE	BASEMENT	ROOM 13
290	31	TRIM	WOOD	D	WHITE	BASEMENT	ROOM 13
291	30	BASEBOARD	WOOD	A	WHITE	BASEMENT	ROOM 13
292	11.3	TREAD	WOOD	B	GRAY	BASEMENT	ROOM 13
313	32	WINDOW CASE	WOOD	B	BEIGE	BASEMENT	ROOM 15
314	27.2	WINDOW SASH	WOOD	B	BEIGE	BASEMENT	ROOM 15
315	27	WINDOW SILL	WOOD	B	BEIGE	BASEMENT	ROOM 15
316	16.7	DOOR CASE	WOOD	D	WHITE	BASEMENT	ROOM 15
317	18.1	DOOR JAMB	WOOD	D	WHITE	BASEMENT	ROOM 15
323	1.8	WINDOW SASH	WOOD	D	BEIGE	BASEMENT	ROOM 16
327	10.8	DOOR CASE	WOOD	A	BEIGE	BASEMENT	ROOM 16
328	16.3	DOOR JAMB	WOOD	A	BEIGE	BASEMENT	ROOM 16

The aforementioned components may be stabilized by removing the loose paint and other material from the surface of the substrate (e.g. wet scraping, power washing, HEPA vacuuming) and applying a new protective coating of paint.

Exterior Components

Reading #	Mg/cm2	COMPONENT	SUBSTRATE	SIDE	COLOR	FLOOR	ROOM
8	21.1	SOFFIT	WOOD	A	BROWN	FIRST	EXTERIOR
9	20.7	SOFFIT	WOOD	B	BROWN	FIRST	EXTERIOR
10	20.8	SOFFIT	WOOD	C	BROWN	FIRST	EXTERIOR
11	20.7	SOFFIT	WOOD	D	BROWN	FIRST	EXTERIOR
12	6.9	WINDOW CASE	WOOD	B	BEIGE	FIRST	EXTERIOR
13	4.7	WINDOW SASH	WOOD	B	BEIGE	FIRST	EXTERIOR
14	4.3	WINDOW SILL	WOOD	B	BEIGE	FIRST	EXTERIOR
15	7.3	WINDOW CASE	WOOD	C	BEIGE	FIRST	EXTERIOR
16	7.2	WINDOW SASH	WOOD	C	BEIGE	FIRST	EXTERIOR
17	6.3	WINDOW SILL	WOOD	C	BEIGE	FIRST	EXTERIOR

ZIMMETRY ENVIRONMENTAL & INDUSTRIAL HYGIENE

Zimmetry Environmental Management Corp.
PO BOX 3545, Bayamon PR 00958
Phone# 787-995-0005
www.zimmetry.com

18	8.3	WINDOW CASE	WOOD	D	BEIGE	FIRST	EXTERIOR
19	7.3	WINDOW SASH	WOOD	D	BEIGE	FIRST	EXTERIOR
20	7.3	WINDOW SILL	WOOD	D	BEIGE	FIRST	EXTERIOR
24	28.7	DOOR	WOOD	B	WHITE	FIRST	EXTERIOR
25	29.7	DOOR CASE	WOOD	B	WHITE	FIRST	EXTERIOR
26	28.6	DOOR JAMB	WOOD	B	WHITE	FIRST	EXTERIOR
27	9.6	THRESHOLD	WOOD	B	WHITE	FIRST	EXTERIOR
29	36	WINDOW SASH	WOOD	B	BROWN	BASEMENT	EXTERIOR
30	13.2	WINDOW SILL	WOOD	B	BROWN	BASEMENT	EXTERIOR
31	25.3	WINDOW CASE	WOOD	B	BROWN	BASEMENT	EXTERIOR
32	15.4	STORM WINDOW	WOOD	B	WHITE	BASEMENT	EXTERIOR
33	12.1	WINDOW CASE	WOOD	D	BROWN	BASEMENT	EXTERIOR
34	14	WINDOW SASH	WOOD	D	BROWN	BASEMENT	EXTERIOR
35	11.4	WINDOW SILL	WOOD	D	BROWN	BASEMENT	EXTERIOR
36	38	WALL	WOOD	D	BEIGE	FIRST	EXTERIOR
38	22.1	TRIM	WOOD	B	BROWN	FIRST	EXTERIOR
39	43	TRIM	WOOD	D	BROWN	FIRST	EXTERIOR
56	25.6	WALL	WOOD	A	BEIGE	FIRST	GARAGE
57	24.2	WALL	WOOD	B	BEIGE	FIRST	GARAGE
58	24.5	WALL	WOOD	C	BEIGE	FIRST	GARAGE
59	27.2	WALL	WOOD	D	BEIGE	FIRST	GARAGE
60	25.1	SOFFIT	WOOD	A	BROWN	FIRST	GARAGE
61	24.2	SOFFIT	WOOD	B	BROWN	FIRST	GARAGE
62	17.5	SOFFIT	WOOD	C	BROWN	FIRST	GARAGE
63	17.5	SOFFIT	WOOD	D	BROWN	FIRST	GARAGE
64	29	WINDOW CASE	WOOD	A	BROWN	FIRST	GARAGE
65	15.7	WINDOW SASH	WOOD	A	BROWN	FIRST	GARAGE
66	3.1	WINDOW SILL	WOOD	A	BROWN	FIRST	GARAGE
67	27.3	WINDOW CASE	WOOD	B	BROWN	FIRST	GARAGE
68	21.6	WINDOW SASH	WOOD	B	BROWN	FIRST	GARAGE
69	29	WINDOW SILL	WOOD	B	BROWN	FIRST	GARAGE
75	26.1	TRIM	WOOD	A	BEIGE	FIRST	GARAGE
76	18	TRIM	WOOD	B	BEIGE	FIRST	GARAGE
77	24.9	TRIM	WOOD	C	BEIGE	FIRST	GARAGE
78	21.9	TRIM	WOOD	D	BEIGE	FIRST	GARAGE
79	2.2	GUTTER	METAL	A	BEIGE	FIRST	GARAGE
80	2.1	GUTTER	METAL	A	BEIGE	FIRST	GARAGE
81	1.8	DOWN SPOUT	METAL	A	BEIGE	FIRST	GARAGE
82	1.7	DOWN SPOUT	METAL	C	BEIGE	FIRST	GARAGE

ZIMMETRY ENVIRONMENTAL & INDUSTRIAL HYGIENE

Zimmetry Environmental Management Corp.
PO BOX 3545, Bayamon PR 00958
Phone# 787-995-0005
www.zimmetry.com

The aforementioned components may be stabilized by removing the loose paint and other material from the surface of the substrate (e.g. wet scraping, power washing, HEPA vacuuming) and applying a new protective coating of paint.

Note: ***In order for paint stabilization methods to be successful, components must be dry, structurally sound, and waterproof. Interim control measures on friction or impact surfaces, such as windows and doors, may lead to rapid treatment failure.***

Note that it is the lead hazard reduction contractor's responsibility to follow all city, state and federal guidelines when performing Lead Hazard Reduction Activities. It is the contractor's responsibility to confirm all quantities and conditions.

ZIMMETRY ENVIRONMENTAL & INDUSTRIAL HYGIENE

Zimmetry Environmental Management Corp.
PO BOX 3545, Bayamon PR 00958
Phone# 787-995-0005
www.zimmetry.com

Cost Estimates

These estimates are for the repairs related only to the paint stabilization recommended above and in no way reflect existing property deficiencies or code violations within the property.

Estimated Cost of Paint Stabilization	$19,150.00
Cost of Clearance Examination	$450.00
Total	$19,500.00

Note that these costs are estimates only. Actual costs, including mobilization/ demobilization of work crews and equipment, may substantially increase the above estimates.

READING NUMBER/ ROOM	COMP/AREA DETERIORATED	TYPE OF DETERIORATION	REASON DETERIORATED	TOTAL EST. SQ FT. OF DETERIORATED AREA	Cost
EXTERIOR SIDES A, B, C AND D	SOFFIT	PEELING	AGE AND WEATHER	120	1200
EXTERIOR SIDES B, C AND D	WINDOW COMPONENTS	CHIPPING AND PEELING	AGE AND WEATHER	330	3000
EXTERIOR SIDES B AND D	TRIM AND WALL	PEELING	AGE AND WEATHER	110	1000
EXTERIOR SIDE B	DOOR COMPONENTS	CHIPPING AND PEELING	IMPACT AND AGE	42	500
GARAGE SIDES A, B, C AND D	WALLS	PEELING	AGE AND WEATHER	440	2000
GARAGE SIDES A, AND B	WINDOW COMPONENTS	CHIPPING AND PEELING	AGE AND WEATHER	120	400
GARAGE SIDES A, B, C AND D	SOFFIT AND TRIM	CHIPPING AND PEELING	AGE AND WEATHER	200	$800
GARAGE SIDES A, B, C AND D	GUTTERS AND DOWNSPOUTS	CHIPPING AND PEELING	AGE AND WEATHER	90	$500
ROOM 1 SUN SIDES	WINDOW COMPONENTS	CHIPPING AND PEELING	IMPACT AND AGE	330	3000

ZIMMETRY ENVIRONMENTAL & INDUSTRIAL HYGIENE

Zimmetry Environmental Management Corp.
PO BOX 3545, Bayamon PR 00958
Phone# 787-995-0005
www.zimmetry.com

A, B, C AND D					
ROOM 1 SUN ALL SIDES	FLOOR AND BASEBOARD	CHIPPING AND PEELING	IMPACT AND AGE	180	$1200
ROOM 4 SIDES C AND D	WINDOW SASHES	CHIPPING AND PEELING	IMPACT AND AGE	33	$400
ROOM 12 ATTIC ALL SIDES	FLOOR, TREADS, RISERS, STRINGERS AND TRIM	CHIPPING AND PEELING	IMPACT AND AGE	200	$800
ROOM 12 ATTIC ALL SIDES	BASEBOARDS	CHIPPING AND PEELING	IMPACT AND AGE	30	$800
ROOM 13 STAIRS ALL SIDES	WALLS	CHIPPING AND PEELING	IMPACT AND AGE	180	$1000
ROOM 13 STAIRS ALL SIDES	CEILING, TREADS, STRINGERS, TRIM	CHIPPING AND PEELING	IMPACT AND AGE	120	$800
ROOM 13 STAIRS SIDE B	DOOR COMPONENTS	CHIPPING AND PEELING	IMPACT AND AGE	42	$500
ROOM 15 UTILITY SIDE B	WINDOW COMPONENTS	CHIPPING AND PEELING	IMPACT AND AGE	22	$300
ROOM 15 UTILITY SIDES A, AND D	DOOR CASE AND JAMB	CHIPPING AND PEELING	IMPACT AND AGE	40	$350
ROOM 16 BOILER SIDES C AND D	WINDOW SASHES	CHIPPING AND PEELING	IMPACT AND AGE	20	$250
ROOM 16 BOILER SIDE A	DOOR CASE AND JAMB	CHIPPING AND PEELING	IMPACT AND AGE	14	$350
TOTAL					**$19,150**

Zimmetry Environmental Management Corp.
PO BOX 3545, Bayamon PR 00958
Phone# 787-995-0005
www.zimmetry.com

V. DISCLOSURE RESPONSIBILITY AND DISCLAIMER

Disclosure Responsibility

A copy of this report must be provided to new lessees (tenants) and purchasers of this property under Federal Law (24 CFR part 35 and 40 CFR part 745) before they become obligated under a lease or sales contract. The complete report must also be provided to new purchasers and it must be made available to new tenants. Landlords (lessors) and sellers are also required to distribute an educational pamphlet and include standard warning language in their leases or sales contracts to ensure that parents have the information they need to protect their children from lead-based paint hazards.

Disclaimer

This is our report of a visual survey, and X-Ray Fluorescence (XRF) analysis of the readily accessible areas of this building and tested components. The presence or absence of lead-based paint or lead-based paint hazards applies only to the tested or assessed surfaces on the date of the field visit and it should be understood that conditions noted within this report were accurate at the time of the inspection and in no way reflect the conditions at the property after the date of the inspection. No other environmental concerns were addressed during this inspection.

Zimmetry Environmental Management Corp.
PO BOX 3545, Bayamon PR 00958
Phone# 787-995-0005
www.zimmetry.com

V: XRF Results/Notes

Viken Detection
Pb200i
XRF Lead Paint Analyzer
Inspector: Hills
Site: 1432 9th St, Moline IL 61265
Date: 10/13/2026

Reading #	Mg/cm2	Result	Time	COMPONENT	SUBSTRATE	SIDE	CONDITION	COLOR	FLOOR	ROOM
1	0.9	Negative	19:33:33			CALIBRATE				
2	0.9	Negative	19:33:46			CALIBRATE				
3	0.8	Negative	19:34:00			CALIBRATE				
4	0.7	Negative	19:35:11	WALL	CONCRETE	A	INTACT	BROWN	FIRST	EXTERIOR
5	0.6	Negative	19:35:31	WALL	CONCRETE	A	INTACT	BROWN	FIRST	EXTERIOR
6	0.7	Negative	19:36:02	WALL	CONCRETE	A	POOR	BROWN	FIRST	EXTERIOR
7	0.6	Negative	19:36:32	WALL	CONCRETE	A	INTACT	BROWN	FIRST	EXTERIOR
8	21.1	Positive	19:37:58	SOFFIT	WOOD	A	POOR	BROWN	FIRST	EXTERIOR
9	20.7	Positive	19:38:04	SOFFIT	WOOD	B	POOR	BROWN	FIRST	EXTERIOR
10	20.8	Positive	19:38:09	SOFFIT	WOOD	C	POOR	BROWN	FIRST	EXTERIOR
11	20.7	Positive	19:38:15	SOFFIT	WOOD	D	POOR	BROWN	FIRST	EXTERIOR
12	6.9	Positive	19:40:52	WINDOW CASE	WOOD	B	POOR	BEIGE	FIRST	EXTERIOR
13	4.7	Positive	19:41:00	WINDOW SASH	WOOD	B	POOR	BEIGE	FIRST	EXTERIOR
14	4.3	Positive	19:41:07	WINDOW SILL	WOOD	B	POOR	BEIGE	FIRST	EXTERIOR
15	7.3	Positive	19:41:30	WINDOW CASE	WOOD	C	POOR	BEIGE	FIRST	EXTERIOR
16	7.2	Positive	19:41:37	WINDOW SASH	WOOD	C	POOR	BEIGE	FIRST	EXTERIOR
17	6.3	Positive	19:41:45	WINDOW SILL	WOOD	C	POOR	BEIGE	FIRST	EXTERIOR
18	8.3	Positive	19:42:34	WINDOW CASE	WOOD	D	POOR	BEIGE	FIRST	EXTERIOR
19	7.3	Positive	19:42:42	WINDOW SASH	WOOD	D	POOR	BEIGE	FIRST	EXTERIOR
20	7.3	Positive	19:42:49	WINDOW SILL	WOOD	D	POOR	BEIGE	FIRST	EXTERIOR
21	0	Negative	19:43:54	DOOR	WOOD	A	POOR	WHITE	FIRST	EXTERIOR
22	0	Negative	19:44:18	DOOR CASE	WOOD	A	POOR	BEIGE	FIRST	EXTERIOR
23	0	Negative	19:44:25	DOOR JAMB	WOOD	A	POOR	BEIGE	FIRST	EXTERIOR
24	28.7	Positive	19:44:56	DOOR	WOOD	B	POOR	WHITE	FIRST	EXTERIOR
25	29.7	Positive	19:45:03	DOOR CASE	WOOD	B	POOR	WHITE	FIRST	EXTERIOR
26	28.6	Positive	19:45:09	DOOR JAMB	WOOD	B	POOR	WHITE	FIRST	EXTERIOR
27	9.6	Positive	19:45:39	THRESHOLD	WOOD	B	POOR	WHITE	FIRST	EXTERIOR
28	0	Negative	19:46:03	STORM DOOR	WOOD	B	POOR	WHITE	FIRST	EXTERIOR
29	36	Positive	19:47:30	WINDOW SASH	WOOD	B	POOR	BROWN	BASEMENT	EXTERIOR
30	13.2	Positive	19:47:41	WINDOW SILL	WOOD	B	POOR	BROWN	BASEMENT	EXTERIOR
31	25.3	Positive	19:47:49	WINDOW CASE	WOOD	B	POOR	BROWN	BASEMENT	EXTERIOR
32	15.4	Positive	19:48:01	STORM WINDOW	WOOD	B	POOR	WHITE	BASEMENT	EXTERIOR
33	12.1	Positive	19:48:32	WINDOW CASE	WOOD	D	POOR	BROWN	BASEMENT	EXTERIOR
34	14	Positive	19:48:38	WINDOW SASH	WOOD	D	POOR	BROWN	BASEMENT	EXTERIOR
35	11.4	Positive	19:48:43	WINDOW SILL	WOOD	D	POOR	BROWN	BASEMENT	EXTERIOR
36	38	Positive	19:49:17	WALL	WOOD	D	POOR	BEIGE	FIRST	EXTERIOR
37	0	Negative	19:50:06	TRIM	WOOD	A	POOR	BROWN	FIRST	EXTERIOR
38	22.1	Positive	19:50:20	TRIM	WOOD	B	POOR	BROWN	FIRST	EXTERIOR
39	43	Positive	19:50:40	TRIM	WOOD	D	POOR	BROWN	FIRST	EXTERIOR
40	0.2	Negative	19:51:05	RAIL	METAL	A	POOR	BROWN	FIRST	EXTERIOR
41	0	Negative	19:53:28	WALL	WOOD	A	INTACT	BEIGE	FIRST	SHED
42	0	Negative	19:53:34	WALL	WOOD	B	INTACT	BEIGE	FIRST	SHED
43	0	Negative	19:53:44	WALL	WOOD	C	INTACT	BEIGE	FIRST	SHED
44	0	Negative	19:53:51	WALL	WOOD	D	INTACT	BEIGE	FIRST	SHED
45	0	Negative	19:54:12	DOOR	WOOD	B	INTACT	BEIGE	FIRST	SHED
46	0	Negative	19:54:18	DOOR CASE	WOOD	B	INTACT	BEIGE	FIRST	SHED
47	0	Negative	19:54:24	DOOR JAMB	WOOD	B	INTACT	BEIGE	FIRST	SHED
48	0	Negative	19:54:54	TRIM	WOOD	A	POOR	BEIGE	FIRST	SHED
49	0	Negative	19:55:00	TRIM	WOOD	B	POOR	BEIGE	FIRST	SHED
50	0.1	Negative	19:55:10	TRIM	WOOD	C	POOR	BEIGE	FIRST	SHED
51	0	Negative	19:55:15	TRIM	WOOD	D	POOR	BEIGE	FIRST	SHED
52	0	Negative	19:55:41	WALL	WOOD	A	INTACT	BEIGE	FIRST	SHED INTERIOR
53	0	Negative	19:55:47	WALL	WOOD	B	INTACT	BEIGE	FIRST	SHED INTERIOR

54	0	Negative	19:55:53	WALL	WOOD	C	INTACT	BEIGE	FIRST	SHED INTERIOR
55	0	Negative	19:55:58	WALL	WOOD	D	INTACT	BEIGE	FIRST	SHED INTERIOR
56	25.6	Positive	19:56:28	WALL	WOOD	A	POOR	BEIGE	FIRST	GARAGE
57	24.2	Positive	19:56:38	WALL	WOOD	B	POOR	BEIGE	FIRST	GARAGE
58	24.5	Positive	19:56:44	WALL	WOOD	C	POOR	BEIGE	FIRST	GARAGE
59	27.2	Positive	19:56:49	WALL	WOOD	D	POOR	BEIGE	FIRST	GARAGE
60	25.1	Positive	19:57:12	SOFFIT	WOOD	A	POOR	BROWN	FIRST	GARAGE
61	24.2	Positive	19:57:25	SOFFIT	WOOD	B	POOR	BROWN	FIRST	GARAGE
62	17.5	Positive	19:57:36	SOFFIT	WOOD	C	POOR	BROWN	FIRST	GARAGE
63	17.5	Positive	19:57:42	SOFFIT	WOOD	D	POOR	BROWN	FIRST	GARAGE
64	29	Positive	19:58:04	WINDOW CASE	WOOD	A	POOR	BROWN	FIRST	GARAGE
65	15.7	Positive	19:58:10	WINDOW SASH	WOOD	A	POOR	BROWN	FIRST	GARAGE
66	3.1	Positive	19:58:20	WINDOW SILL	WOOD	A	POOR	BROWN	FIRST	GARAGE
67	27.3	Positive	20:06:29	WINDOW CASE	WOOD	B	POOR	BROWN	FIRST	GARAGE
68	21.6	Positive	20:06:36	WINDOW SASH	WOOD	B	POOR	BROWN	FIRST	GARAGE
69	29	Positive	20:06:43	WINDOW SILL	WOOD	B	POOR	BROWN	FIRST	GARAGE
70	0	Negative	20:09:08	DOOR	WOOD	A	INTACT	WHITE	FIRST	GARAGE
71	0	Negative	20:09:25	DOOR CASE	WOOD	A	POOR	BEIGE	FIRST	GARAGE
72	0	Negative	20:09:31	DOOR JAMB	WOOD	A	POOR	BEIGE	FIRST	GARAGE
73	0	Negative	20:10:06	DOOR CASE	WOOD	C	POOR	BEIGE	FIRST	GARAGE
74	0	Negative	20:10:22	DOOR CASE	WOOD	C	POOR	WHITE	FIRST	GARAGE
75	26.1	Positive	20:10:51	TRIM	WOOD	A	POOR	BEIGE	FIRST	GARAGE
76	18	Positive	20:10:58	TRIM	WOOD	B	POOR	BEIGE	FIRST	GARAGE
77	24.9	Positive	20:11:04	TRIM	WOOD	C	POOR	BEIGE	FIRST	GARAGE
78	21.9	Positive	20:11:09	TRIM	WOOD	D	POOR	BEIGE	FIRST	GARAGE
79	2.2	Positive	20:11:38	GUTTER	METAL	A	POOR	BEIGE	FIRST	GARAGE
80	2.1	Positive	20:11:46	GUTTER	METAL	A	POOR	BEIGE	FIRST	GARAGE
81	1.8	Positive	20:12:36	DOWN SPOUT	METAL	A	POOR	BEIGE	FIRST	GARAGE
82	1.7	Positive	20:12:46	DOWN SPOUT	METAL	C	POOR	BEIGE	FIRST	GARAGE
83	13.7	Positive	20:13:50	WINDOW SASH	WOOD	A	INTACT	BROWN	FIRST	GARAGE INTERIOR
84	23.1	Positive	20:14:17	WINDOW SASH	WOOD	B	INTACT	BROWN	FIRST	GARAGE INTERIOR
85	0.1	Negative	20:14:41	DOOR	WOOD	A	INTACT	WHITE	FIRST	GARAGE INTERIOR
86	0	Negative	20:14:52	DOOR CASE	WOOD	A	INTACT	BEIGE	FIRST	GARAGE INTERIOR
87	0	Negative	20:14:58	DOOR JAMB	WOOD	A	INTACT	BEIGE	FIRST	GARAGE INTERIOR
88	0	Negative	20:15:20	CEILING	WOOD	A	POOR	WHITE	FIRST	GARAGE INTERIOR
89	0	Negative	20:15:43	SHELF	WOOD	A	INTACT	WHITE	FIRST	GARAGE INTERIOR
90	0.1	Negative	20:16:18	DOOR CASE	WOOD	C	INTACT	WHITE	FIRST	GARAGE INTERIOR
91	0	Negative	20:16:24	DOOR JAMB	WOOD	C	INTACT	WHITE	FIRST	GARAGE INTERIOR
92	0.1	Negative	20:17:45	CEILING	WOOD	A	POOR	BROWN	FIRST	CAR PORT
93	0	Negative	20:17:51	CEILING	WOOD	A	POOR	BROWN	FIRST	CAR PORT
94	0.1	Negative	20:18:27	COLUMN	METAL	B	POOR	BEIGE	FIRST	CAR PORT
95	0	Negative	20:18:40	COLUMN	METAL	B	POOR	BEIGE	FIRST	CAR PORT
96	0.1	Negative	20:19:02	FASCIA	WOOD	A	POOR	BEIGE	FIRST	CAR PORT
97	0	Negative	20:19:10	FASCIA	WOOD	B	POOR	BEIGE	FIRST	CAR PORT
98	0	Negative	20:19:19	FASCIA	WOOD	C	POOR	BEIGE	FIRST	CAR PORT
99	39	Positive	20:20:56	TRIM	WOOD	A	INTACT	WHITE	FIRST	ROOM 1
100	39	Positive	20:21:03	TRIM	WOOD	B	INTACT	WHITE	FIRST	ROOM 1
101	38	Positive	20:21:08	TRIM	WOOD	C	INTACT	WHITE	FIRST	ROOM 1
102	40	Positive	20:21:13	TRIM	WOOD	D	INTACT	WHITE	FIRST	ROOM 1
103	2.7	Positive	20:21:38	WINDOW CASE	WOOD	A	POOR	BEIGE	FIRST	ROOM 1
104	3	Positive	20:21:46	WINDOW SILL	WOOD	A	POOR	BEIGE	FIRST	ROOM 1
105	7.2	Positive	20:21:59	WINDOW CASE	WOOD	C	POOR	BEIGE	FIRST	ROOM 1
106	38	Positive	20:22:06	WINDOW SASH	WOOD	C	POOR	BEIGE	FIRST	ROOM 1
107	35	Positive	20:22:12	WINDOW SILL	WOOD	C	POOR	BEIGE	FIRST	ROOM 1
108	0	Negative	20:22:31	DOOR	WOOD	A	INTACT	WHITE	FIRST	ROOM 1
109	0	Negative	20:22:44	DOOR CASE	WOOD	A	INTACT	BEIGE	FIRST	ROOM 1
110	0	Negative	20:22:50	DOOR JAMB	WOOD	A	INTACT	BEIGE	FIRST	ROOM 1
111	0.1	Negative	20:23:08	DOOR	WOOD	C	INTACT	BROWN	FIRST	ROOM 1
112	35	Positive	20:23:25	DOOR CASE	WOOD	C	INTACT	BEIGE	FIRST	ROOM 1
113	40	Positive	20:23:31	DOOR JAMB	WOOD	C	INTACT	BEIGE	FIRST	ROOM 1
114	20.7	Positive	20:23:56	THRESHOLD	WOOD	C	INTACT	GRAY	FIRST	ROOM 1

115	2.6	Positive	20:24:34	FLOOR	WOOD	A	POOR	GRAY	FIRST	ROOM 1
116	2.6	Positive	20:24:53	BASEBOARD	WOOD	A	POOR	GRAY	FIRST	ROOM 1
117	2.7	Positive	20:26:07	WALL	PLASTER	A	INTACT	BEIGE	FIRST	ROOM 2
118	2.9	Positive	20:26:13	WALL	PLASTER	B	INTACT	BEIGE	FIRST	ROOM 2
119	3.9	Positive	20:26:23	WALL	PLASTER	C	INTACT	BEIGE	FIRST	ROOM 2
120	0.1	Negative	20:26:32	WALL	PLASTER	D	INTACT	BEIGE	FIRST	ROOM 2
121	5.7	Positive	20:26:51	CEILING	PLASTER	A	INTACT	WHITE	FIRST	ROOM 2
122	0	Negative	20:27:11	CROWN	WOOD	A	INTACT	WHITE	FIRST	ROOM 2
123	0.1	Negative	20:27:36	WINDOW CASE	WOOD	A	INTACT	BROWN	FIRST	ROOM 2
124	0.5	Negative	20:27:42	WINDOW SASH	WOOD	A	INTACT	BROWN	FIRST	ROOM 2
125	0.1	Negative	20:27:48	WINDOW SILL	WOOD	A	INTACT	BROWN	FIRST	ROOM 2
126	0	Negative	20:28:03	DOOR	WOOD	A	INTACT	BROWN	FIRST	ROOM 2
127	0	Negative	20:28:10	DOOR CASE	WOOD	A	INTACT	BROWN	FIRST	ROOM 2
128	0	Negative	20:28:16	DOOR JAMB	WOOD	A	INTACT	BROWN	FIRST	ROOM 2
129	0.1	Negative	20:28:30	TRIM	WOOD	A	INTACT	BROWN	FIRST	ROOM 2
130	0	Negative	20:28:57	FLOOR	WOOD	A	INTACT	BROWN	FIRST	ROOM 2
131	1	Positive	20:29:18	BASEBOARD	WOOD	A	INTACT	BROWN	FIRST	ROOM 2
132	0.4	Negative	20:30:14	WALL	PLASTER	A	INTACT	GREEN	FIRST	ROOM 3
133	0.4	Negative	20:30:19	WALL	PLASTER	B	INTACT	GREEN	FIRST	ROOM 3
134	0.3	Negative	20:30:27	WALL	PLASTER	C	INTACT	GREEN	FIRST	ROOM 3
135	0.3	Negative	20:30:32	WALL	PLASTER	D	INTACT	GREEN	FIRST	ROOM 3
136	0.1	Negative	20:31:10	CEILING	PLASTER	A	POOR	WHITE	FIRST	ROOM 3
137	0.1	Negative	20:31:27	CROWN	WOOD	A	INTACT	WHITE	FIRST	ROOM 3
138	0	Negative	20:31:53	WINDOW CASE	WOOD	B	INTACT	WHITE	FIRST	ROOM 3
139	1.4	Positive	20:31:59	WINDOW SASH	WOOD	B	INTACT	WHITE	FIRST	ROOM 3
140	0	Negative	20:32:05	WINDOW SILL	WOOD	B	INTACT	WHITE	FIRST	ROOM 3
141	0.1	Negative	20:32:20	DOOR	WOOD	B	INTACT	WHITE	FIRST	ROOM 3
142	0.3	Negative	20:32:27	DOOR CASE	WOOD	B	INTACT	WHITE	FIRST	ROOM 3
143	0.3	Negative	20:32:37	DOOR JAMB	WOOD	B	POOR	WHITE	FIRST	ROOM 3
144	0	Negative	20:33:03	CABINET	WOOD	B	INTACT	BROWN	FIRST	ROOM 3
145	0	Negative	20:33:13	CABINET DOOR	WOOD	B	INTACT	BROWN	FIRST	ROOM 3
146	0	Negative	20:33:18	CABINET INTERIOR	WOOD	B	INTACT	BROWN	FIRST	ROOM 3
147	0.3	Negative	20:33:41	BASEBOARD	WOOD	A	POOR	WHITE	FIRST	ROOM 3
148	3.5	Positive	20:34:12	WALL	PLASTER	A	INTACT	WHITE	FIRST	ROOM 4
149	0.2	Negative	20:34:22	WALL	PLASTER	B	INTACT	WHITE	FIRST	ROOM 4
150	0.4	Negative	20:34:30	WALL	PLASTER	C	INTACT	WHITE	FIRST	ROOM 4
151	0.4	Negative	20:34:38	WALL	PLASTER	D	INTACT	WHITE	FIRST	ROOM 4
152	0.2	Negative	20:34:54	CEILING	PLASTER	A	INTACT	WHITE	FIRST	ROOM 4
153	0.3	Negative	20:35:07	CROWN	WOOD	A	INTACT	WHITE	FIRST	ROOM 4
154	0.1	Negative	20:35:21	WINDOW CASE	WOOD	C	POOR	WHITE	FIRST	ROOM 4
155	2	Positive	20:35:27	WINDOW SASH	WOOD	C	POOR	WHITE	FIRST	ROOM 4
156	0.1	Negative	20:35:34	WINDOW SILL	WOOD	C	POOR	WHITE	FIRST	ROOM 4
157	0	Negative	20:35:51	DOOR	WOOD	B	INTACT	WHITE	FIRST	ROOM 4
158	0	Negative	20:35:58	DOOR CASE	WOOD	B	INTACT	WHITE	FIRST	ROOM 4
159	0.1	Negative	20:36:05	DOOR JAMB	WOOD	B	INTACT	WHITE	FIRST	ROOM 4
160	5.2	Positive	20:36:20	BASEBOARD	WOOD	A	INTACT	WHITE	FIRST	ROOM 4
161	0	Negative	20:38:24	WALL	PLASTER	A	INTACT	WHITE	FIRST	ROOM 5
162	0.1	Negative	20:38:30	WALL	PLASTER	B	INTACT	WHITE	FIRST	ROOM 5
163	0.2	Negative	20:38:36	WALL	PLASTER	C	INTACT	WHITE	FIRST	ROOM 5
164	0.1	Negative	20:38:41	WALL	PLASTER	D	INTACT	WHITE	FIRST	ROOM 5
165	0.1	Negative	20:38:57	CEILING	PLASTER	A	INTACT	WHITE	FIRST	ROOM 5
166	0.2	Negative	20:39:16	WINDOW CASE	WOOD	B	INTACT	WHITE	FIRST	ROOM 5
167	1	Positive	20:39:22	WINDOW SASH	WOOD	B	INTACT	WHITE	FIRST	ROOM 5
168	0.1	Negative	20:39:34	WINDOW SILL	WOOD	B	INTACT	WHITE	FIRST	ROOM 5
169	0	Negative	20:39:52	DOOR	WOOD	D	INTACT	WHITE	FIRST	ROOM 5
170	0.1	Negative	20:40:00	DOOR CASE	WOOD	D	INTACT	WHITE	FIRST	ROOM 5
171	0	Negative	20:40:13	DOOR JAMB	WOOD	D	INTACT	WHITE	FIRST	ROOM 5
172	0	Negative	20:40:27	BASEBOARD	WOOD	A	INTACT	WHITE	FIRST	ROOM 5
173	6.8	Positive	20:41:12	WALL	PLASTER	A	INTACT	BEIGE	FIRST	ROOM 6
174	8.8	Positive	20:41:20	WALL	PLASTER	B	INTACT	BEIGE	FIRST	ROOM 6
175	23.1	Positive	20:41:29	WALL	PLASTER	C	INTACT	BEIGE	FIRST	ROOM 6

176	21.2	Positive	20:41:38	WALL	PLASTER	D	INTACT	BEIGE	FIRST	ROOM 6
177	4.6	Positive	20:42:06	CEILING	PLASTER	A	INTACT	WHITE	FIRST	ROOM 6
178	0.1	Negative	20:42:21	CROWN	WOOD	A	INTACT	WHITE	FIRST	ROOM 6
179	0.2	Negative	20:42:40	WINDOW CASE	WOOD	C	INTACT	BROWN	FIRST	ROOM 6
180	1.2	Positive	20:42:47	WINDOW SASH	WOOD	C	INTACT	BROWN	FIRST	ROOM 6
181	0.1	Negative	20:43:00	WINDOW SILL	WOOD	C	INTACT	BROWN	FIRST	ROOM 6
182	0	Negative	20:43:19	DOOR CASE	WOOD	B	INTACT	BROWN	FIRST	ROOM 6
183	0	Negative	20:43:26	DOOR JAMB	WOOD	B	INTACT	BROWN	FIRST	ROOM 6
184	0	Negative	20:43:47	TRIM	WOOD	A	INTACT	BROWN	FIRST	ROOM 6
185	0	Negative	20:44:39	FLOOR	WOOD	A	INTACT	BROWN	FIRST	ROOM 6
186	0.2	Negative	20:44:52	BASEBOARD	WOOD	A	INTACT	BROWN	FIRST	ROOM 6
187	0.2	Negative	20:45:16	WALL	PLASTER	A	INTACT	BEIGE	FIRST	ROOM 7
188	0.2	Negative	20:45:24	WALL	PLASTER	B	INTACT	BEIGE	FIRST	ROOM 7
189	0.1	Negative	20:45:35	WALL	PLASTER	C	INTACT	BEIGE	FIRST	ROOM 7
190	0.1	Negative	20:45:42	WALL	PLASTER	D	INTACT	BEIGE	FIRST	ROOM 7
191	4.7	Positive	20:46:07	CEILING	PLASTER	A	INTACT	WHITE	FIRST	ROOM 7
192	0.2	Negative	20:46:28	CROWN	WOOD	A	INTACT	WHITE	FIRST	ROOM 7
193	0	Negative	20:47:04	DOOR CASE	WOOD	C	INTACT	BROWN	FIRST	ROOM 7
194	0	Negative	20:47:13	DOOR JAMB	WOOD	C	INTACT	BROWN	FIRST	ROOM 7
195	0	Negative	20:47:35	FLOOR	WOOD	A	INTACT	BROWN	FIRST	ROOM 7
196	0	Negative	20:47:50	BASEBOARD	WOOD	A	INTACT	BROWN	FIRST	ROOM 7
197	0.2	Negative	20:52:24	WALL	PLASTER	A	INTACT	BEIGE	SECOND	ROOM 8
198	1.9	Positive	20:52:32	WALL	PLASTER	B	INTACT	BEIGE	SECOND	ROOM 8
199	2.7	Positive	20:52:41	WALL	PLASTER	C	INTACT	BEIGE	SECOND	ROOM 8
200	4	Positive	20:52:50	WALL	PLASTER	D	INTACT	BEIGE	SECOND	ROOM 8
201	0	Negative	20:53:05	CEILING	PLASTER	A	INTACT	WHITE	SECOND	ROOM 8
202	0.1	Negative	20:53:25	WINDOW CASE	WOOD	B	INTACT	BROWN	SECOND	ROOM 8
203	0	Negative	20:53:31	WINDOW SASH	WOOD	B	INTACT	BROWN	SECOND	ROOM 8
204	0.1	Negative	20:53:39	WINDOW SILL	WOOD	B	INTACT	BROWN	SECOND	ROOM 8
205	0	Negative	20:53:58	DOOR	WOOD	A	INTACT	BROWN	SECOND	ROOM 8
206	0	Negative	20:54:05	DOOR CASE	WOOD	A	INTACT	BROWN	SECOND	ROOM 8
207	0.2	Negative	20:54:11	DOOR JAMB	WOOD	A	INTACT	BROWN	SECOND	ROOM 8
208	0	Negative	20:54:24	CABINET	WOOD	D	INTACT	BROWN	SECOND	ROOM 8
209	0	Negative	20:54:30	CABINET DOOR	WOOD	D	INTACT	BROWN	SECOND	ROOM 8
210	0	Negative	20:54:37	CABINET INTERIOR	WOOD	D	INTACT	BROWN	SECOND	ROOM 8
211	0.1	Negative	20:54:53	RAIL	WOOD	A	INTACT	BROWN	SECOND	ROOM 8
212	0	Negative	20:55:04	RAIL	WOOD	A	INTACT	BROWN	SECOND	ROOM 8
213	0	Negative	20:55:17	TREAD	WOOD	A	INTACT	BROWN	SECOND	ROOM 8
214	0	Negative	20:55:30	RISER	WOOD	A	INTACT	BROWN	SECOND	ROOM 8
215	0	Negative	20:55:46	STRINGER	WOOD	C	INTACT	BROWN	SECOND	ROOM 8
216	0	Negative	20:55:58	TRIM	WOOD	C	INTACT	BROWN	SECOND	ROOM 8
217	0	Negative	20:56:15	FLOOR	WOOD	A	INTACT	BROWN	SECOND	ROOM 8
218	0	Negative	20:56:31	BASEBOARD	WOOD	A	INTACT	BROWN	SECOND	ROOM 8
219	0.2	Negative	20:57:12	WALL	PLASTER	A	INTACT	WHITE	SECOND	ROOM 9
220	0	Negative	20:57:18	WALL	PLASTER	B	INTACT	WHITE	SECOND	ROOM 9
221	0	Negative	20:57:27	WALL	PLASTER	C	INTACT	WHITE	SECOND	ROOM 9
222	0.1	Negative	20:57:32	WALL	PLASTER	D	INTACT	WHITE	SECOND	ROOM 9
223	0	Negative	20:57:54	CEILING	PLASTER	A	INTACT	WHITE	SECOND	ROOM 9
224	0.2	Negative	20:58:09	CROWN	WOOD	A	INTACT	WHITE	SECOND	ROOM 9
225	0	Negative	20:58:28	WINDOW CASE	WOOD	B	INTACT	BROWN	SECOND	ROOM 9
226	0.5	Negative	20:58:34	WINDOW SASH	WOOD	B	INTACT	BROWN	SECOND	ROOM 9
227	0	Negative	20:58:44	WINDOW SILL	WOOD	B	INTACT	BROWN	SECOND	ROOM 9
228	0	Negative	20:59:03	DOOR	WOOD	C	INTACT	BROWN	SECOND	ROOM 9
229	0	Negative	20:59:10	DOOR CASE	WOOD	C	INTACT	BROWN	SECOND	ROOM 9
230	0	Negative	20:59:17	DOOR JAMB	WOOD	C	INTACT	BROWN	SECOND	ROOM 9
231	5	Positive	20:59:39	CLOSET WALL	PLASTER	C	INTACT	WHITE	SECOND	ROOM 9
232	0	Negative	20:59:55	CLOSET SHELF	WOOD	C	INTACT	WHITE	SECOND	ROOM 9
233	0	Negative	21:00:04	CLOSET SHELF SUPP	WOOD	C	INTACT	WHITE	SECOND	ROOM 9
234	0	Negative	21:00:48	FLOOR	WOOD	A	INTACT	BROWN	SECOND	ROOM 9
235	0	Negative	21:01:00	BASEBOARD	WOOD	A	INTACT	BROWN	SECOND	ROOM 9
236	0	Negative	21:01:25	WALL	PLASTER	A	INTACT	WHITE	SECOND	ROOM 10

237	0	Negative	21:01:37	WALL	PLASTER	B	POOR	WHITE	SECOND	ROOM 10
238	0	Negative	21:01:48	WALL	PLASTER	C	POOR	WHITE	SECOND	ROOM 10
239	0.1	Negative	21:01:57	WALL	PLASTER	D	POOR	WHITE	SECOND	ROOM 10
240	0.6	Negative	21:02:15	CEILING	PLASTER	A	POOR	WHITE	SECOND	ROOM 10
241	0.1	Negative	21:02:44	DOOR	WOOD	A	INTACT	WHITE	SECOND	ROOM 10
242	0.3	Negative	21:02:51	DOOR CASE	WOOD	A	INTACT	WHITE	SECOND	ROOM 10
243	0	Negative	21:02:58	DOOR JAMB	WOOD	A	INTACT	WHITE	SECOND	ROOM 10
244	0.1	Negative	21:03:12	CABINET	WOOD	A	INTACT	WHITE	SECOND	ROOM 10
245	0.1	Negative	21:03:19	CABINET DOOR	WOOD	A	INTACT	WHITE	SECOND	ROOM 10
246	0.1	Negative	21:03:28	CABINET INTERIOR	WOOD	A	INTACT	WHITE	SECOND	ROOM 10
247	0.2	Negative	21:03:55	TUB	CERAMIC	B	INTACT	WHITE	SECOND	ROOM 10
248	0.1	Negative	21:04:19	BASEBOARD	WOOD	A	INTACT	WHITE	SECOND	ROOM 10
249	0	Negative	21:06:55	WALL	PLASTER	A	INTACT	BEIGE	SECOND	ROOM 11
250	0	Negative	21:07:04	WALL	PLASTER	B	INTACT	BEIGE	SECOND	ROOM 11
251	0	Negative	21:07:12	WALL	PLASTER	C	INTACT	BEIGE	SECOND	ROOM 11
252	0	Negative	21:07:21	WALL	PLASTER	D	INTACT	BEIGE	SECOND	ROOM 11
253	1.9	Positive	21:07:42	CEILING	PLASTER	A	INTACT	WHITE	SECOND	ROOM 11
254	0.7	Negative	21:07:57	CROWN	WOOD	A	INTACT	WHITE	SECOND	ROOM 11
255	0.2	Negative	21:08:15	WINDOW CASE	WOOD	C	INTACT	WHITE	SECOND	ROOM 11
256	0.3	Negative	21:08:22	WINDOW SILL	WOOD	C	INTACT	WHITE	SECOND	ROOM 11
257	0	Negative	21:08:40	DOOR	WOOD	B	INTACT	WHITE	SECOND	ROOM 11
258	0.3	Negative	21:08:48	DOOR CASE	WOOD	B	INTACT	WHITE	SECOND	ROOM 11
259	0.1	Negative	21:08:55	DOOR JAMB	WOOD	B	INTACT	WHITE	SECOND	ROOM 11
260	6.2	Positive	21:09:11	CLOSET WALL	PLASTER	B	INTACT	WHITE	SECOND	ROOM 11
261	0	Negative	21:09:26	CLOSET SHELF	WOOD	B	INTACT	WHITE	SECOND	ROOM 11
262	0.1	Negative	21:09:32	CLOSET SHELF SUPP	WOOD	B	INTACT	WHITE	SECOND	ROOM 11
263	0.1	Negative	21:09:53	BASEBOARD	WOOD	A	INTACT	WHITE	SECOND	ROOM 11
264	0	Negative	21:10:29	FLOOR	WOOD	A	INTACT	BROWN	SECOND	ROOM 11
265	0.2	Negative	21:10:45	BASEBOARD	WOOD	A	INTACT	WHITE	SECOND	ROOM 11
266	0.3	Negative	21:11:27	WALL	PLASTER	A	POOR	BEIGE	THIRD	ROOM 12
267	0	Negative	21:11:35	WALL	PLASTER	B	POOR	BEIGE	THIRD	ROOM 12
268	0	Negative	21:11:41	WALL	PLASTER	C	POOR	BEIGE	THIRD	ROOM 12
269	0.1	Negative	21:11:46	WALL	PLASTER	D	POOR	BEIGE	THIRD	ROOM 12
270	24.3	Positive	21:13:17	TRIM	WOOD	A	POOR	YELLOW	THIRD	ROOM 12
271	11	Positive	21:13:40	FLOOR	WOOD	A	POOR	GRAY	THIRD	ROOM 12
272	9.9	Positive	21:14:03	TREAD	WOOD	A	POOR	GRAY	THIRD	ROOM 12
273	12.6	Positive	21:14:24	RISER	WOOD	A	POOR	GRAY	THIRD	ROOM 12
274	19.4	Positive	21:14:45	STRINGER	WOOD	A	POOR	GRAY	THIRD	ROOM 12
275	14.7	Positive	21:15:08	BASEBOARD	WOOD	A	POOR	GRAY	THIRD	ROOM 12
276	0.3	Negative	21:15:31	DOOR CASE	WOOD	D	POOR	YELLOW	THIRD	ROOM 12
277	35	Positive	21:16:35	WALL	PLASTER	A	POOR	GREEN	BASEMENT	ROOM 13
278	9.2	Positive	21:16:42	WALL	PLASTER	B	POOR	GREEN	BASEMENT	ROOM 13
279	23.9	Positive	21:16:51	WALL	PLASTER	C	POOR	GREEN	BASEMENT	ROOM 13
280	25	Positive	21:16:57	WALL	PLASTER	D	POOR	GREEN	BASEMENT	ROOM 13
281	27.4	Positive	21:17:12	CEILING	PLASTER	A	POOR	WHITE	BASEMENT	ROOM 13
282	33	Positive	21:17:28	DOOR	WOOD	B	POOR	WHITE	BASEMENT	ROOM 13
283	24.6	Positive	21:17:33	DOOR CASE	WOOD	B	POOR	WHITE	BASEMENT	ROOM 13
284	25	Positive	21:17:39	DOOR JAMB	WOOD	B	POOR	WHITE	BASEMENT	ROOM 13
285	27	Positive	21:17:53	WALL	WOOD	B	POOR	WHITE	BASEMENT	ROOM 13
286	27.6	Positive	21:17:59	WALL	WOOD	B	POOR	WHITE	BASEMENT	ROOM 13
287	14.9	Positive	21:18:14	STRINGER	WOOD	C	POOR	WHITE	BASEMENT	ROOM 13
288	0	Negative	21:18:48	RAIL	WOOD	A	POOR	BROWN	BASEMENT	ROOM 13
289	26.5	Positive	21:19:02	CEILING	WOOD	A	POOR	WHITE	BASEMENT	ROOM 13
290	31	Positive	21:19:21	TRIM	WOOD	D	POOR	WHITE	BASEMENT	ROOM 13
291	30	Positive	21:19:35	BASEBOARD	WOOD	A	POOR	WHITE	BASEMENT	ROOM 13
292	11.3	Positive	21:20:02	TREAD	WOOD	B	POOR	GRAY	BASEMENT	ROOM 13
293	10.9	Positive	21:20:47	WINDOW CASE	WOOD	B	INTACT	BROWN	BASEMENT	ROOM 14
294	11	Positive	21:20:53	WINDOW SASH	WOOD	B	INTACT	BROWN	BASEMENT	ROOM 14
295	11	Positive	21:20:58	WINDOW SILL	WOOD	B	INTACT	BROWN	BASEMENT	ROOM 14
296	0.2	Negative	21:21:15	CEILING	WOOD	A	INTACT	WHITE	BASEMENT	ROOM 14
297	0	Negative	21:21:22	CEILING	WOOD	A	INTACT	WHITE	BASEMENT	ROOM 14

298	0	Negative	21:21:48	CABINET	WOOD	C	INTACT	BROWN	BASEMENT	ROOM 14
299	0	Negative	21:21:59	CABINET DOOR	WOOD	C	INTACT	WHITE	BASEMENT	ROOM 14
300	0.3	Negative	21:22:06	CABINET INTERIOR	WOOD	C	INTACT	WHITE	BASEMENT	ROOM 14
301	13.6	Positive	21:22:24	WINDOW CASE	WOOD	D	INTACT	BROWN	BASEMENT	ROOM 14
302	13.5	Positive	21:22:30	WINDOW SASH	WOOD	D	INTACT	BROWN	BASEMENT	ROOM 14
303	13.5	Positive	21:22:35	WINDOW SILL	WOOD	D	INTACT	BROWN	BASEMENT	ROOM 14
304	0	Negative	21:22:58	SHELF	WOOD	C	POOR	WHITE	BASEMENT	ROOM 14
305	0	Negative	21:23:05	SHELF	WOOD	C	POOR	WHITE	BASEMENT	ROOM 14
306	0.1	Negative	21:23:31	CABINET	WOOD	C	INTACT	BROWN	BASEMENT	ROOM 14
307	0	Negative	21:23:36	CABINET DOOR	WOOD	C	INTACT	BROWN	BASEMENT	ROOM 14
308	0	Negative	21:23:41	CABINET INTERIOR	WOOD	C	INTACT	BROWN	BASEMENT	ROOM 14
309	0.2	Negative	21:24:09	WALL	CONCRETE	A	INTACT	WHITE	BASEMENT	ROOM 15
310	0.2	Negative	21:24:15	WALL	CONCRETE	B	INTACT	WHITE	BASEMENT	ROOM 15
311	0.1	Negative	21:24:25	WALL	CONCRETE	C	INTACT	WHITE	BASEMENT	ROOM 15
312	0.1	Negative	21:24:30	WALL	CONCRETE	D	INTACT	WHITE	BASEMENT	ROOM 15
313	32	Positive	21:24:56	WINDOW CASE	WOOD	B	POOR	BEIGE	BASEMENT	ROOM 15
314	27.2	Positive	21:25:02	WINDOW SASH	WOOD	B	POOR	BEIGE	BASEMENT	ROOM 15
315	27	Positive	21:25:10	WINDOW SILL	WOOD	B	POOR	BEIGE	BASEMENT	ROOM 15
316	16.7	Positive	21:25:43	DOOR CASE	WOOD	D	POOR	WHITE	BASEMENT	ROOM 15
317	18.1	Positive	21:25:50	DOOR JAMB	WOOD	D	POOR	WHITE	BASEMENT	ROOM 15
318	0	Negative	21:26:29	WALL	CONCRETE	A	POOR	WHITE	BASEMENT	ROOM 16
319	0	Negative	21:26:35	WALL	CONCRETE	B	POOR	WHITE	BASEMENT	ROOM 16
320	0.1	Negative	21:26:42	WALL	CONCRETE	C	POOR	WHITE	BASEMENT	ROOM 16
321	0.2	Negative	21:26:48	WALL	CONCRETE	D	POOR	WHITE	BASEMENT	ROOM 16
322	0	Negative	21:27:11	WINDOW CASE	WOOD	D	POOR	BEIGE	BASEMENT	ROOM 16
323	1.8	Positive	21:27:17	WINDOW SASH	WOOD	D	POOR	BEIGE	BASEMENT	ROOM 16
324	0.1	Negative	21:27:24	WINDOW SILL	WOOD	D	POOR	BEIGE	BASEMENT	ROOM 16
325	0.1	Negative	21:27:49	DOOR CASE	WOOD	B	POOR	BEIGE	BASEMENT	ROOM 16
326	0	Negative	21:27:56	DOOR JAMB	WOOD	B	POOR	BEIGE	BASEMENT	ROOM 16
327	10.8	Positive	21:28:15	DOOR CASE	WOOD	A	POOR	BEIGE	BASEMENT	ROOM 16
328	16.3	Positive	21:28:23	DOOR JAMB	WOOD	A	POOR	BEIGE	BASEMENT	ROOM 16
329	0.1	Negative	21:28:45	FLOOR	CONCRETE	A	POOR	GRAY	BASEMENT	ROOM 16
330	0.9	Negative	21:29:21			CALIBRATE				
331	0.9	Negative	21:29:33			CALIBRATE				
332	0.8	Negative	21:29:45			CALIBRATE				

FHA CASE #	**137-923953**			**YEAR BUILT:**	1901				
ADDRESS:	**1432 9TH St, Moline IL 61265**								
INSPECTOR:	**HILLS**							**INSP DATE:**	**10/13/2026**
XRF TYPE:	**Pb200e**	**XRF#:**	**1141**	**SOURCED:**	**May 13. 2026**			**TIME IN & OUT:**	**9am/1pm**
SQFT OF HOUSE:	**1419**	**# OF UNITS:**	**1**						
GARAGES, SHEDS, OUTBLDGS, STRUCTURES:	**1 GARAGE, 1 SHED, 1 CAR PORT**								
EXT. SIDING:	**FF-M**	**EXT TRIM:**	**FF-M**	**EXT WINDOWS**	**W/FF-M**	**INTERIOR WALLS:**	**P**		
DET PAINT:	**Y**	**IMPACT JOINTS:**	**Y**	**BARE SOIL:**	**Y**	**DUST:**	**Y**		
NOTES:									
INACCESSIBLE AREAS:	**NONE**								

TG Room Component Checklist

ROOM NAME/#	Ceiling Type	Wall Type	Floor Type	Crown Molding	Base- Boards	# of Doors	# of Windows	# of Closets	ADDITIONAL COMPONENTS / NOTES
ROOM 1 SUN	D	UF W	W	W	NA	2	11	0	
ROOM 2 FOYER	P	P	W	W	W	1	1	0	
ROOM 3 KITCHEN	P	P	V	W	W	1	1	0	
ROOM 4 OFFICE	P	P	V	NA	NA	1	3	0	
ROOM 5 BATH	P	P	V	NA	W	1	1	0	
ROOM 6 DINING	P	P	W	W	W	0	3	0	
ROOM 7 LIVING	P	P	W	W	W	0	2	0	
ROOM 8 STAIRS	P	P	W	NA	W	5	1	0	
ROOM 9 BED	P	P	W	W	W	3	4	1	
ROOM 10 BATH	P	P	V	NA	W	1	0	0	
ROOM 11 BED	P	P	W	W	W	2	2	1	
ROOM 12 ATTIC	P/UF W	P/UF W	W	NA	W	1	1	0\	
ROOM 13 STAIRS	P	P	W	NA	W	2	0	0	
ROOM 14 STORAGE	UF W	UF W	CC	NA	NA	0	2	0	

ROOM 15 UTILITY	CC	UF W	CC	NA	NA	0	2	0	
ROOM 16 BOILER	CC	UF W	CC	NA	NA	0	2	0	
EXTERIOR	**WALLS**	**GUTTERS**	**SOFFIT**	**FASCIA**	**GABLES**	**WINDOWS**	**DOORS**	**TRIM**	**ADDITIONAL COMPONENTS / NOTES**
A	FF-M	FF-M	FF-M/W	FF-M	NA	FF-M	1 W	FF-M/W	
B	FF-M	FF-M	FF-M/W	FF-M	NA	FF-M/W	1 W	FF-M/W	
C	FF-M	FF-M	FF-M/W	FF-M	NA	FF-M/W	NA	FF-M/W	
D	FF-M	FF-M	FF-M/W	FF-M	NA	FF-M/W	NA	FF-M/W	

Key: UF = Unfinished FF = Factory-Finished ST = Beams/Rafters/Studs I = Inaccessible N = None V = Vinyl M = Metal A = Aluminum W = Wood B = Brick D = Drywall P = Plaster PN = Paneling C = Carpet L = Linoleum T = Tile PC = Popcorn ceiling CC = Concrete SB = Subfloor AC= Acoustical Tile Other:_____

DETERIORATED AREA SUMMARY

READING NUMBER/ROOM	COMP/AREA DETERIORATED	TYPE OF DETERIORATION	REASON DETERIORATED	TOTAL EST. SQ FT. OF DETERIORA	NOTES/ TOTAL NUMBER OF EACH COMPONENT
EXTERIOR SIDES A, B, C AND D	SOFFIT	PEELING	AGE AND WEATHER	120	4 SIDES OF LOWER SOFFIT
EXTERIOR SIDES B, C AND D	WINDOW COMPONENTS	CHIPPING AND PEELING	AGE AND WEATHER	330	11 WOODEN WINDOWS ALL COMPONENTS
EXTERIOR SIDES B AND D	TRIM AND WALL	PEELING	AGE AND WEATHER	110	ALL TRIM AND EXPOSED WALL
EXTERIOR SIDE B	DOOR COMPONENTS	CHIPPING AND PEELING	IMPACT AND AGE	42	1 DOOR ALL WOODEN COMPONENTS
GARAGE SIDES A, B, C AND D	WALLS	PEELING	AGE AND WEATHER	440	ALL WALLS
GARAGE SIDES A, AND B	WINDOW COMPONENTS	CHIPPING AND PEELING	AGE AND WEATHER	120	4 WINDOWS ALL COMPONENTS
GARAGE SIDES A, B, C AND D	SOFFIT AND TRIM	CHIPPING AND PEELING	AGE AND WEATHER	200	ALL WOODEN TRIM AND SOFFIT

GARAGE SIDES A, B, C AND D	GUTTERS AND DOWNSPOUTS	CHIPPING AND PEELING	AGE AND WEATHER	90	ALL GUTTERS AND DOWNSPOUTS				
ROOM 1 SUN SIDES A, B, C AND D	WINDOW COMPONENTS	CHIPPING AND PEELING	IMPACT AND AGE	330	11 WINDOWS ALL WOOD COMPONENTS				
ROOM 1 SUN ALL SIDES	FLOOR AND BASEBOARD	CHIPPING AND PEELING	IMPACT AND AGE	180	ALL FLOOR, ALL SIDES OF BASEBOARD				
ROOM 4 SIDES C AND D	WINDOW SASHES	CHIPPING AND PEELING	IMPACT AND AGE	33	3 WINDOW SASHES				
ROOM 12 ATTIC ALL SIDES	FLOOR, TREADS, RISERS, STRINGERS AND TRIM	CHIPPING AND PEELING	IMPACT AND AGE	200	ALL WOODEN STAIR COMPONENTS				
ROOM 12 ATTIC ALL SIDES	BASEBOARDS	CHIPPING AND PEELING	IMPACT AND AGE	30	ALL BASEBOARD				
ROOM 13 STAIRS ALL SIDES	WALLS	CHIPPING AND PEELING	IMPACT AND AGE	180	ALL WALLS				
ROOM 13 STAIRS ALL SIDES	CEILING, TREADS, STRINGERS, TRIM	CHIPPING AND PEELING	IMPACT AND AGE	120	ALL WOODEN COMPONENTS EXCEPT RAIL				
ROOM 13 STAIRS SIDE B	DOOR COMPONENTS	CHIPPING AND PEELING	IMPACT AND AGE	42	ALL DOOR COMPONENTS				
ROOM 15 UTILITY SIDE B	WINDOW COMPONENTS	CHIPPING AND PEELING	IMPACT AND AGE	22	ALL WINDOW COMPONENTS				
ROOM 15 UTILITY SIDES A, AND D	DOOR CASE AND JAMB	CHIPPING AND PEELING	IMPACT AND AGE	40	2 DOOR CASES AND JAMBS				
ROOM 16 BOILER SIDES C AND D	WINDOW SASHES	CHIPPING AND PEELING	IMPACT AND AGE	20	2 SASHES				
ROOM 16 BOILER SIDE A	DOOR CASE AND JAMB	CHIPPING AND PEELING	IMPACT AND AGE	14	1 DOOR CASE AND JAMB				
			TOTAL SQFT	2663					

Zimmetry Environmental Management Corp.
PO BOX 3545, Bayamon PR 00958
Phone# 787-995-0005
www.zimmetry.com

VI: Photographs

Zimmetry Environmental Management Corp.
PO BOX 3545, Bayamon PR 00958
Phone# 787-995-0005
www.zimmetry.com

137-923953 - 1432 9th Street, Moline, IL 61265

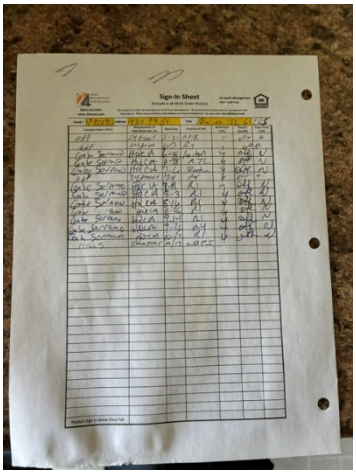

Sign In Sheet



Side A



Side B



Side C

Zimmetry Environmental Management Corp.
PO BOX 3545, Bayamon PR 00958
Phone# 787-995-0005
www.zimmetry.com



Side D



Basement Windows



Room 1 Sun Room Floor



Room 1 Sun Room Windows

Zimmetry Environmental Management Corp.
PO BOX 3545, Bayamon PR 00958
Phone# 787-995-0005
www.zimmetry.com



Room 12 Attic Stairs



Room 12 Wall and Trim



Room 15 Window



Exterior Side B Door

Zimmetry Environmental Management Corp.
PO BOX 3545, Bayamon PR 00958
Phone# 787-995-0005
www.zimmetry.com



Exterior Side B Trim



Exterior Side B Window



Exterior Window Components



Exterior Basement Windows

Zimmetry Environmental Management Corp.
PO BOX 3545, Bayamon PR 00958
Phone# 787-995-0005
www.zimmetry.com

HOUSING COMPONENT IDENTIFICATION

Please use the photos/diagrams below as a guide to help identify housing components noted in this report. Diagrams adopted from Lead Paint Safety: A Field Guide for Painting, Home Maintenance, and Renovation Work, U.S. Department of Housing and Urban Development, Office of Lead Hazard Control, June 1999.

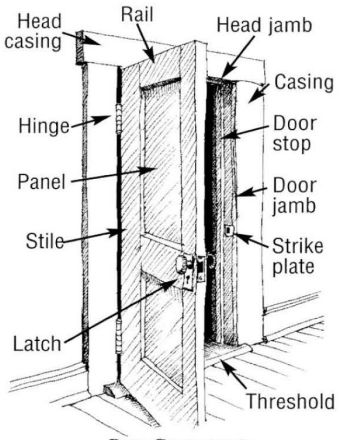

Door Components

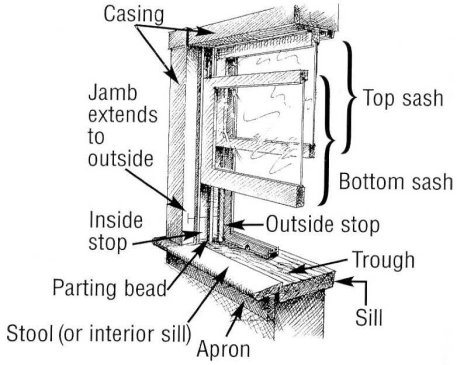

Window Components

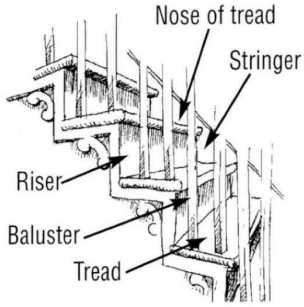

Stair Components

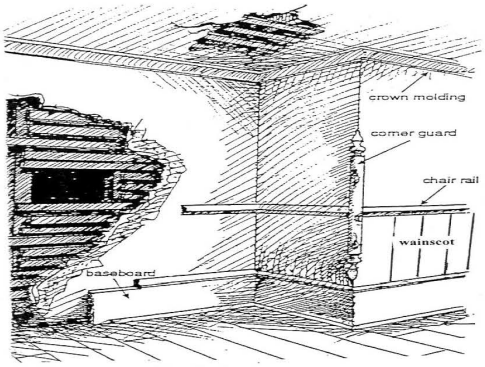

Wall Components

Zimmetry Environmental Management Corp.
PO BOX 3545, Bayamon PR 00958
Phone# 787-995-0005
www.zimmetry.com

VII: Drawings/Floor Plans

ZIMMETRY ENVIRONMENTAL & INDUSTRIAL HYGIENE

Zimmetry Environmental Management Corp.
PO BOX 3545, Bayamon PR 00958
Phone# 787-995-0005
www.zimmetry.com

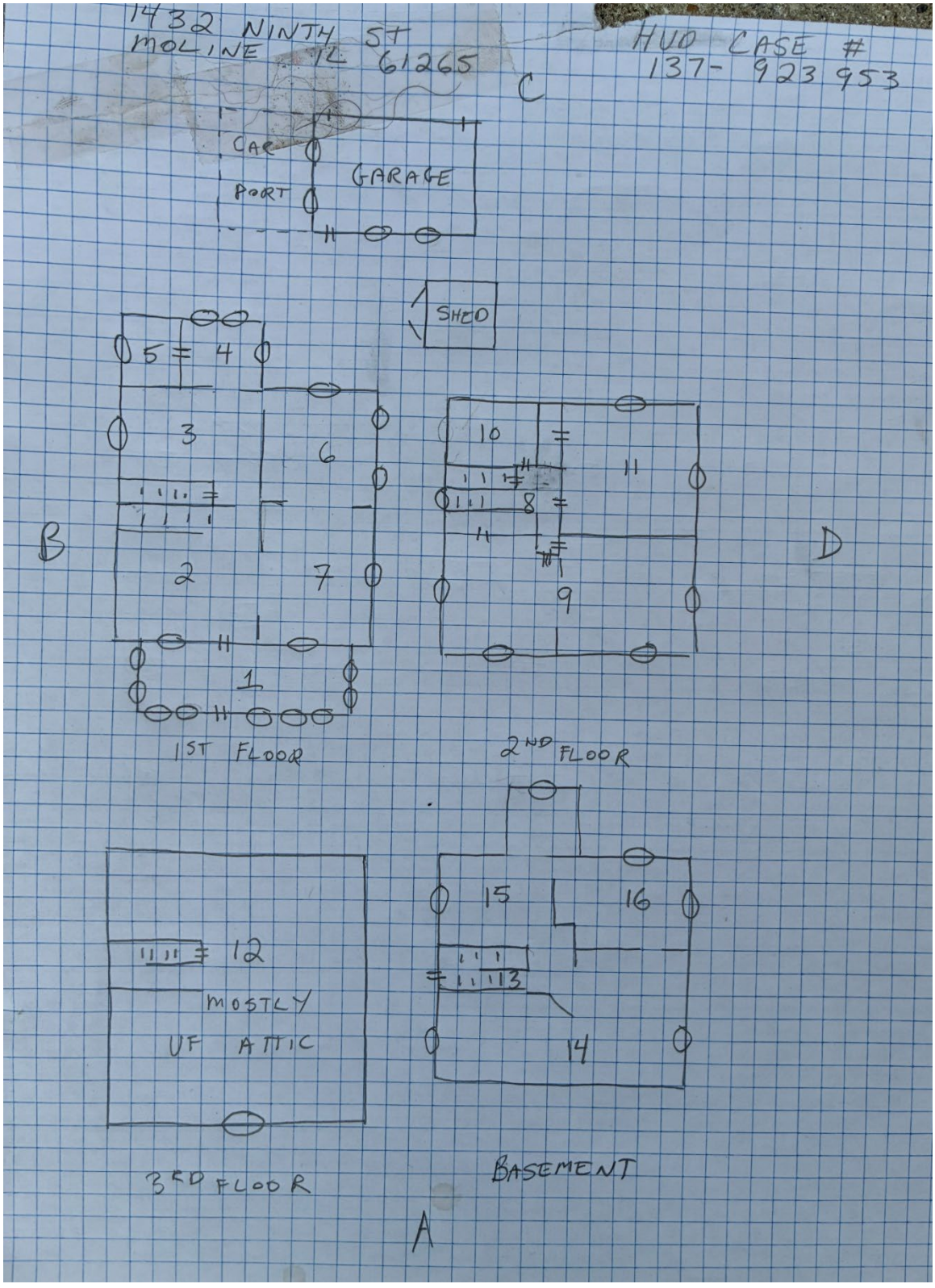

Zimmetry Environmental Management Corp.
PO BOX 3545, Bayamon PR 00958
Phone# 787-995-0005
www.zimmetry.com

VIII: License/Certification

Zimmetry Environmental Management Corp.
PO BOX 3545, Bayamon PR 00958
Phone# 787-995-0005
www.zimmetry.com

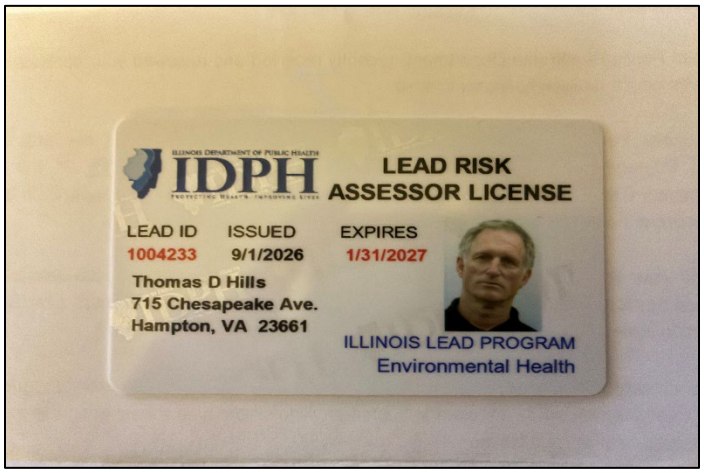



Zimmetry Environmental Management Corp.
PO BOX 3545, Bayamon PR 00958
Phone# 787-995-0005
www.zimmetry.com

IX: Performance Characteristics Sheet

Zimmetry Environmental Management Corp.
PO BOX 3545, Bayamon PR 00958
Phone# 787-995-0005
www.zimmetry.com

Performance Characteristic Sheet

EFFECTIVE DATE: **December 1, 2015**

MANUFACTURER AND MODEL:

Make: ***Heuresis***
Models: ***Model Pb200i***
Source: ***^{57}Co, 5 mCi (nominal – new source)***

FIELD OPERATION GUIDANCE

OPERATING PARAMETERS:

Action Level mode

XRF CALIBRATION CHECK LIMITS:

0.8 to 1.2 mg/cm^2 (inclusive)

SUBSTRATE CORRECTION:

Not applicable

INCONCLUSIVE RANGE OR THRESHOLD:

ACTION LEVEL MODE READING DESCRIPTION	SUBSTRATE	THRESHOLD (mg/cm^2)
Results not corrected for substrate bias on any substrate	Brick Concrete Drywall Metal Plaster Wood	1.0 1.0 1.0 1.0 1.0 1.0

ZIMMETRY ENVIRONMENTAL & INDUSTRIAL HYGIENE

Zimmetry Environmental Management Corp.
PO BOX 3545, Bayamon PR 00958
Phone# 787-995-0005
www.zimmetry.com

BACKGROUND INFORMATION

EVALUATION DATA SOURCE AND DATE:

This sheet is supplemental information to be used in conjunction with Chapter 7 of the HUD *Guidelines for the Evaluation and Control of Lead-Based Paint Hazards in Housing* ("HUD Guidelines"). Performance parameters shown on this sheet are calculated using test results on building components in the HUD archive. Testing was conducted on 146 test samples in November 2015, with two separate instruments running software version 2.1-2 in Action Level test mode. The actual source strength of each instrument on the day of testing was approximately 2.0 mCi; source ages were approximately one year.

OPERATING PARAMETERS

Performance parameters shown in this sheet are applicable only when properly operating the instrument using the manufacturer's instructions and procedures described in Chapter 7 of the HUD Guidelines.

XRF CALIBRATION CHECK:

The calibration of the XRF instrument should be checked using the paint film nearest 1.0 mg/cm^2 in the NIST Standard Reference Material (SRM) used (e.g., for NIST SRM 2579, use the 1.02 mg/cm^2 film).

If the average (rounded to 1 decimal place) of three readings is outside the acceptable calibration check range, follow the manufacturer's instructions to bring the instrument into control before XRF testing proceeds.

SUBSTRATE CORRECTION VALUE COMPUTATION:

Chapter 7 of the HUD Guidelines provides guidance on correcting XRF results for substrate bias. Supplemental guidance for using the paint film nearest 1.0 mg/cm^2 for substrate correction is provided:

XRF results are corrected for substrate bias by subtracting from each XRF result a correction value determined separately in each house for single-family housing or in each development for multifamily housing, for each substrate. The correction value is an average of XRF readings taken over the NIST SRM paint film nearest to 1.0 mg/cm^2 at test locations that have been scraped bare of their paint covering. Compute the correction values as follows:

Using the same XRF instrument, take three readings on a bare substrate area covered with the NIST SRM paint film nearest 1 mg/cm^2. Repeat this procedure by taking three more readings on a second bare substrate area of the same substrate covered with the NIST SRM.

Compute the correction value for each substrate type where XRF readings indicate substrate correction is needed by computing the average of all six readings as shown below.

For each substrate type (the 1.02 mg/cm^2 NIST SRM is shown in this example; use the actual lead loading of the NIST SRM used for substrate correction):

Correction value = (1st + 2nd + 3rd + 4th + 5th + 6th *Reading*)/6 - 1.02 mg/cm^2

Repeat this procedure for each substrate requiring substrate correction in the house or housing development.

EVALUATING THE QUALITY OF XRF TESTING:

Randomly select ten testing combinations for retesting from each house or from two randomly selected units in multifamily housing.

Conduct XRF re-testing at the ten testing combinations selected for retesting.

ZIMMETRY ENVIRONMENTAL & INDUSTRIAL HYGIENE

Zimmetry Environmental Management Corp.
PO BOX 3545, Bayamon PR 00958
Phone# 787-995-0005
www.zimmetry.com

Determine if the XRF testing in the units or house passed or failed the test by applying the steps below. Compute the Retest Tolerance Limit by the following steps:

Determine XRF results for the original and retest XRF readings. Do not correct the original or retest results for substrate bias. In single-family and multi-family housing, a result is defined as a single reading. Therefore, there will be ten original and ten retest XRF results for each house or for the two selected units.

Calculate the average of the original XRF result and the retest XRF result for each testing combination.

Square the average for each testing combination.

Add the ten squared averages together. Call this quantity C.

Multiply the number C by 0.0072. Call this quantity D.

Add the number 0.032 to D. Call this quantity E.

Take the square root of E. Call this quantity F.

Multiply F by 1.645. The result is the Retest Tolerance Limit.

Compute the average of all ten original XRF readings.

Compute the average of all ten re-test XRF readings.

Find the absolute difference of the two averages.

If the difference is less than the Retest Tolerance Limit, the inspection has passed the retest. If the difference of the overall averages equals or exceeds the Retest Tolerance Limit, this procedure should be repeated with ten new testing combinations. If the difference of the overall averages is equal to or greater than the Retest Tolerance Limit a second time, then the inspection should be considered deficient.

Use of this procedure is estimated to produce a spurious result approximately 1% of the time. That is, results of this procedure will call for further examination when no examination is warranted in approximately 1 out of 100 dwelling units tested.

TESTING TIMES:

In the Action Level paint test mode, the instrument takes the longest time to complete readings close to the Federal standard of 1.0 mg/cm^2. The table below shows the mean and standard deviation of actual reading times by reading level for paint samples during the November 2015 archive testing. The tested instruments reported readings to one decimal place. No significant differences in reading times by substrate were observed. These times apply only to instruments with the same source strength as those tested (2.0 mCi). Instruments with stronger sources will have shorter reading times and those with weaker sources, longer reading times, than those in the table.

Mean and Standard Deviation of Reading Times in Action Level Mode by Reading Level		
Reading (mg/cm^2)	**Mean Reading Time (seconds)**	**Standard Deviation (seconds)**
< 0.7	3.48	0.47
0.7	7.29	1.92
0.8	13.95	1.78
0.9 – 1.2	15.25	0.66
1.3 – 1.4	6.08	2.50
≥ 1.5	3.32	0.05

ZIMMETRY ENVIRONMENTAL & INDUSTRIAL HYGIENE

Zimmetry Environmental Management Corp.
PO BOX 3545, Bayamon PR 00958
Phone# 787-995-0005
www.zimmetry.com

CLASSIFICATION OF RESULTS:

XRF results are classified as **positive** if they are **greater than or equal** to the stated threshold for the instrument (1.0 mg/cm^2), and *negative* if they are *less than* the threshold.

DOCUMENTATION:

A report titled *Methodology for XRF Performance Characteristic Sheets* (EPA 747-R-95-008) provides an explanation of the statistical methodology used to construct the data in the sheets, and provides empirical results from using the recommended inconclusive ranges or thresholds for specific XRF instruments. The report may be downloaded at http://www2.epa.gov/lead/methodology-xrf-performance-characteristic-sheets-epa-747-r-95-008-september-1997.

This XRF Performance Characteristic Sheet (PCS) was developed by QuanTech, Inc., under a contract with the XRF manufacturer.

Zimmetry Environmental Management Corp.
PO BOX 3545, Bayamon PR 00958
Phone# 787-995-0005
www.zimmetry.com

X: Glossary

ZIMMETRY ENVIRONMENTAL & INDUSTRIAL HYGIENE

Zimmetry Environmental Management Corp.
PO BOX 3545, Bayamon PR 00958
Phone# 787-995-0005
www.zimmetry.com

Abatement: A measure or set of measures designed to permanently eliminate lead-based paint hazards or lead based paint. Abatement strategies include the removal of lead-based paint, enclosure, encapsulation, replacement of building components coated with lead-based paint, removal of lead-contaminated dust, and removal of lead-contaminated soil or overlaying of soil with a durable covering such as asphalt (grass and sod are considered interim control measures). All of these strategies require preparation, cleanup, waste disposal, post-abatement clearance testing, record keeping, and, if applicable, monitoring. See also **Complete Abatement** and **Interim controls**.

Accreditation: A formal recognition certifying that an organization, such as a laboratory, is competent to carry out specific tasks or types of tests.

Accuracy: The degree of agreement between an observed value and an accepted reference value (a "true" value); a data quality indicator. Accuracy includes a combination of random errors (Precision) and systematic errors (bias) due to sampling and analysis.

Bare soil: Soil not covered with grass, sod, some other similar vegetation, or paving, including the sand in sandboxes.

Building component: Any element of a building that may be painted or have dust on its surface, e.g. walls, stair treads, floors, railings, doors, widowsills, etc.

Certification: The process of testing and evaluating against certain specifications the competence of a person, organization, or other entity in performing a function or service, usually for a specified period of time.

Certified: The designation for Contractors who have completed training and other requirements to safely allow them to undertake risk assessments, inspections, or abatement work. Risk assessors, inspectors, and Abatement Contractors should be certified by the appropriate local, State, or Federal agency.

Chewable surface: See **Chewed surface**.

Chewed surface: Any painted surface that shows evidence of having been chewed or mouthed by a young child. A chewed surface is usually a protruding, horizontal part of a building, such as an interior windowsill.

Cleaning: The process of using a vacuum and wet cleaning agents to remove leaded dust. The process includes the removal of bulk debris from the work area. OSHA prohibits the use of compressed air to clean lead-contaminated dust from a surface.

Clearance examination: Visual examination and collection of environmental samples by an inspector or risk assessor, or, in some circumstances, a Sampling Technician, and analysis by an accredited laboratory upon completion of an abatement project, interim control intervention, or maintenance job that disturbs lead-based paint (or paint suspected of being lead-based). The clearance examination is performed to ensure that lead exposure levels do not exceed standards established by the EPA Administrator pursuant to Title IV of the Toxic Substances Control Act, and that any cleaning following such work adequately meets those standards.

Common area: A room or area that is accessible to all residents in a community (e.g. hallways or lobbies). In general, any area not kept locked.

Zimmetry Environmental Management Corp.
PO BOX 3545, Bayamon PR 00958
Phone# 787-995-0005
www.zimmetry.com

Composite sample: A single sample made up of individual subsamples. Analysis of a composite sample produces the arithmetic mean of all subsamples.

Containment: A process to protect workers and the environment by controlling exposures to the lead-contaminated dust and debris created during abatement.

Deteriorated lead-based paint: Any lead-based paint coating on a damaged or deteriorated surface or fixture, or any interior or exterior lead-based paint that is peeling, chipping, flaking, worn, chalking, alligatoring, cracking, or otherwise becoming separated from the substrate.

Disposal (of waste): The discharge, deposit, injection, dumping, spilling, leaking, or placement of solid or liquid waste on land or in water so that none of its constituents can pollute the environment by being emitted into the air or discharged into a body of water, including groundwater.

Encapsulation: Any covering or coating that acts as a barrier between lead-based paint and the environment, the durability of which relies on adhesion and the integrity of the existing bonds between multiple layers of paint and between the paint and the substrate. See also **Enclosure**.

Enclosure: The use of rigid, durable construction materials that are mechanically fastened to the substrate to act as a barrier between the lead-based paint and the environment.

Evaluation: Risk assessment, paint inspection, reevaluation, investigation, clearance examination, or risk assessment screen.

Examination: See **Clearance Examination**.

Federal Register (FR): A daily Federal publication that contains proposed and final regulations, rules, and notices.

Impact Surface: An interior or exterior surface (such as surfaces on doors) subject to damage by repeated impact or contact.

Inspection (of paint): A surface-by-surface investigation to determine the presence of lead-based paint (in some cases including dust and soil sampling) and a report of the results.

Interim controls: A set of measures designed to temporarily reduce human exposure or possible exposure to lead-based paint hazards. Such measures include specialized cleaning, repairs, maintenance, painting, temporary containment, and management and resident education programs. Monitoring, conducted by Owners, and reevaluations, conducted by professionals, are integral elements of interim control. Interim controls include dust removal, paint film stabilization, treatment of friction and impact surfaces, installation of soil coverings such as grass or sod, and land use controls. See also **Monitoring**, **Reevaluations**, and **Abatement**.

Interior windowsill: The portion of the horizontal window ledge that protrudes into the interior of the room, adjacent to the window sash when the window is closed. Often called the window stool.

Latex: A waterborne emulsion paint made with synthetic binders, such as 100% acrylic, vinyl acrylic, terpolymer, or styrene acrylic. A stable emulsion of polymers and pigment in water.

Lead: Lead includes metallic lead and inorganic and organic compounds of lead.

ZIMMETRY ENVIRONMENTAL & INDUSTRIAL HYGIENE

Zimmetry Environmental Management Corp.
PO BOX 3545, Bayamon PR 00958
Phone# 787-995-0005
www.zimmetry.com

Lead-based paint: Any paint, varnish, shellac, or other coating that contains lead equal to or greater than 1.0 mg/cm2 (milligrams of lead per square centimeter of surface) as measured by XRF or laboratory analysis, or 0.5% by weight (5,000ug/g, 5,000 ppm (parts per million), or 5,000 mg/kg) as measured by laboratory analysis (Local definitions may vary.)

Lead-based paint hazard: A condition in which exposure to lead from lead-contaminated dust, lead-contaminated soil, or deteriorated lead-based paint would have an adverse effect on human health (as established by the EPA Administrator under Title IV of the Toxic Substances Control Act). Lead-based paint hazards include, for example, deteriorated lead-based paint, leaded dust levels above applicable standards. And bare leaded soil above applicable standards.

Lead-based paint hazards control: Activities to control and eliminate lead-based paint hazards, including interim controls, abatement, and complete abatement.

Lead-contaminated dust: Surface dust in residences that contains an area concentration of lead in excess of the standard established by the EPA Administrator, pursuant to Title IV of the Toxic Substances Control Act. As of April 01, 2017, EPA standards for lead dust for risk assessments are ≥10 ug/ft2 (micrograms of lead per square foot) for floors, and ≥100 ug/ft2 for interior windowsills. The EPA standard for clearance are <10 ug/ft2 for floors, 100 ug/ft2 for windowsills, and 100 ug/ft2 for window troughs. Porch floors are also wiped during final clearance, with a lead dust clearance action level of <40 ug/ft2.

Lead-contaminated soil: Bare soil on residential property that contains lead in excess of the standard established by the EPA Administrator, pursuant to Title IV of the Toxic Substances Control Act. The standard is 400 ug/g in play areas and 1,200 ug/g in the rest of the property.

Leaded dust: See **Lead-contaminated dust**.

Licensed: Holding a valid license or certification issued by the EPA or by an EPA-approved State program pursuant to Title IV of the Toxic Substances Control Act. The license is based on certification for lead-based paint hazard control work. See also **Certified**.

Maintenance: Work intended to maintain adequate living conditions in a dwelling, which has the potential to disturb lead-based paint or paint that is suspected of being lead-based.

Mean: The arithmetic average of a series of numerical data values. For example, the algebraic sum of the data values divided by the number of data values.

Microgram (ug): 1/1,000,000 of a gram. Used to measure weight.

Monitoring: Surveillance to determine (1) that know or suspected lead-based paint is not deteriorating, (2) that lead-based paint hazard controls, such as paint stabilization, enclosure, or encapsulation have not failed, and (3) that structural problems do not threaten the integrity of hazard controls.

Owner: A person, firm, corporation, guardian, conservator, receiver, trustee, executor, government agency or entity, or other judicial officer who, alone or with others, owns, holds, or controls the freehold or leasehold title or part of the title to property, with or without actually possessing it. This definition includes a vendee who possesses the titl, but does not include a mortgagee or an Owner of a reversionary interest under a ground rent lease.

Zimmetry Environmental Management Corp.
PO BOX 3545, Bayamon PR 00958
Phone# 787-995-0005
www.zimmetry.com

Paint Inspector: An individual who has completed training from an accredited program and been licensed or certified by the appropriate State or local agency to (1) perform inspections to determine and report the presence of lead-based paint on a surface-by-surface basis through onsite testing, (2) report the findings of such an inspection, (3) collect environmental samples for laboratory analysis, (4) perform clearance testing, and optionally (5) document successful compliance with lead-based paint hazard control requirements or standards.

Paint removal: An abatement strategy that entails the removal of lead-based paint from surfaces. For lead hazard control work, this can mean using chemicals, heat guns below 1,100° F, and certain contained abrasive methods. Open-flame burning, open-abrasive blasting, sandblasting, extensive dry scraping, and stripping in a poorly ventilated space using a volatile stripper are prohibited paint removal methods. Hydroblasting is not recommended.

Plastic: See **Polyethylene plastic**.

Polyethylene plastic: All references to polyethylene plastic refer to 6 mil plastic sheeting or polyethylene bags (or double bags if using 4 mil polyethylene bags), or any other thick plastic material shown to demonstrate at least the equivalent dust contamination performance. Plastic used to contain waste should be capable of completely containing the waste and, after being properly sealed, should remain leak tight with no visible signs of discharge during movement or relocation.

Polyurethane: An exceptionally hard and wear-resistant coating (created by the reaction of polyols with a multifunctional isocyanate). Often used to seal wood floors following lead-based paint hazard control work and cleaning.

Reevaluation: In lead hazard control work, the combination of a visual assessment and collection of environmental samples performed by a Certified Risk Assessor to determine if a previously implemented lead-based paint hazard control measure is still effective and if the dwelling remains lead-safe.

Removal: See **Paint removal**.

Renovation: Work that involves construction and/or home or building improvement measures such as window replacement, weatherization, remodeling, and repainting.

Replacement: A strategy of abatement that entails the removal of building components coated with lead-based paint (such as windows, doors, and trim) and the installation of new components free of lead-based paint.

Resident: A person who lives in a dwelling.

Risk assessment: An onsite investigation of a residential dwelling to discover any lead-based paint hazards. Risk assessments include an investigation of the age, history, management, and maintenance of the dwelling, and the number of children under age 6 and women of childbearing age who are residents; a visual assessment; limited environmental sampling (i.e. collection of dust wipe samples, soil samples, and deteriorated paint samples); and preparation of a report identifying acceptable abatement and interim control strategies based on specific conditions.

Zimmetry Environmental Management Corp.
PO BOX 3545, Bayamon PR 00958
Phone# 787-995-0005
www.zimmetry.com

Risk Assessor: A certified individual who has completed training with an accredited training program and who has been certified to (1) perform risk assessments, (2) identify acceptable abatement and interim control strategies for reducing identified lead-based paint hazards, (3) perform clearance testing and reevaluations, and (4) document the successful completion of lead-based paint hazard control activities.

Site: The land or body of water where a facility is located or an activity is conducted. The site includes adjacent land used in connection with the facility or activity.

Soil: See **Bare soil**.

Spectrum analyzer: A type of XRF analyzer that provides the operator with a plot of the energy and intensity, or counts of both K and L x-ray spectra, as well as a calculated lead concentration. See also **XRF analyzer**.

Standard deviation: A measure of the precision of a reading. The spread of the deviation from the mean. The smaller the standard deviation, the more precise the analysis. The standard deviation is calculated by first obtaining the mean, or the arithmetic average, of all of the readings. A formula is then used to calculate how much the individual values vary from the mean – the standard deviation is the square root of the arithmetic average of the squares of the deviation from the mean. Many hand calculators have an automatic standard deviation function. See also **Mean**.

Subsample: A representative portion of a sample. A subsample may be either a field sample or a laboratory sample. A subsample is often combined with other subsamples to produce a composite sample. See also **Composite sample**.

Substrate: A surface on which paint, varnish, or other coating has been applied or may be applied. Examples of substrates include wood, plaster, metal, and drywall.

Substrate effect: The radiation returned to an XRF analyzer by the paint, substrate, or underlying material, in addition to the radiation returned by any lead present. This radiation, when counted as lead x-rays by an XRF analyzer contributes to substrate equivalent lead (bias). The inspector may have to compensate for this effect when using XRF analyzers. See also **XRF analyzer**.

Substrate Equivalent Lead (SEL): The XRF measurement taken on an unpainted surface, used to calculate the corrected lead concentration on a surface by using the following formula: Apparent Lead Concentration-Substrate Equivalent Lead = Corrected Lead Concentration. See also **XRF analyzer**.

Target housing: Any residential unit constructed before 1978, except dwellings that do not contain bedrooms or dwellings that were developed specifically for the elderly or persons with disabilities, unless a child younger than 6 resides or is expected to reside in the dwelling. In the case of jurisdictions that banned the sale or use of lead-based paint before 1978, the Secretary of HUD may designate an earlier date for defining target housing.

Test location: A specific area on a testing combination where XRF instruments will test for lead-based paint.

Trained: Successful completion of a training course in a particular discipline. For lead hazards control work, the training course must be accredited by the EPA or by an EPA-approved State program, pursuant to Title IV of the Toxic Substances Control Act.

ZIMMETRY ENVIRONMENTAL & INDUSTRIAL HYGIENE

Zimmetry Environmental Management Corp.
PO BOX 3545, Bayamon PR 00958
Phone# 787-995-0005
www.zimmetry.com

Treatment: In residential lead-based paint hazard control work, any method designed to control lead-based paint hazards. Treatment includes interim controls, abatement, and removal.

Trough: See **Window trough**.

Windowsill: See **Interior windowsill**.

Window trough: For a typical double-hung widow, the portion of the exterior windowsill between the interior windowsill (or stool) and the frame of the storm window. If there is no storm window, the window trough is the area that receives both the upper and lower window sashes when they are both lowered. Sometimes inaccurately called the window "well".

Worker: An individual who has completed training in an accredited program to perform lead-based paint hazard control in housing.

Worksite: Any interior or exterior area where lead-based paint hazard control work takes place.

XRF analyzer: An instrument that determines lead concentration in milligrams per square centimeter (mg/cm3) using the principle of x-ray fluorescence (XRF). Two types of field portable XRF analyzers are used – direct readers and spectrum analyzers. For this lead-based paint inspection, the term XRF analyzer only refers to portable instruments manufactured to analyze paint,that have a HUD Performance Characteristic Sheet, and are interpreted in accordance with the Performance Characteristic Sheet. It does not refer here to laboratory-grade units or portable instruments designed to analyze soil.